

### What Moved the Markets this Week?

The bulls maintained their dominance in the Equities market, as the All Share Index closed in the positive zone for the fifth week in a row. The broad market index advanced by 0.09% to close at 25,211.87pts. On this note, the YTD return improved to 6.04%.

**LASACO** emerged as the highest gainer having advanced by 26.92% in the week. **ROYALEX**, however, closed the week as the biggest laggard having shed 16.13% off its share price. All sectoral indices except the **NSEOILGS** (-0.9%) closed in the positive zone.

On the macroeconomic scene, the National Bureau of Statistics (NBS) released the Consumer Price Index (CPI) figure for July 2020. The report showed an increase in the index by 12.82% YoY (vs. 12.56% in June 2020). The rise in headline inflation was solely driven by the surge in the Composite food index, up by 15.48%YoY.

In the secondary market for fixed income instruments, average treasury bills dropped to 1.80% while average bonds yields advanced by 13 basis points to 7.89%.

### Nigeria | August 21, 2020

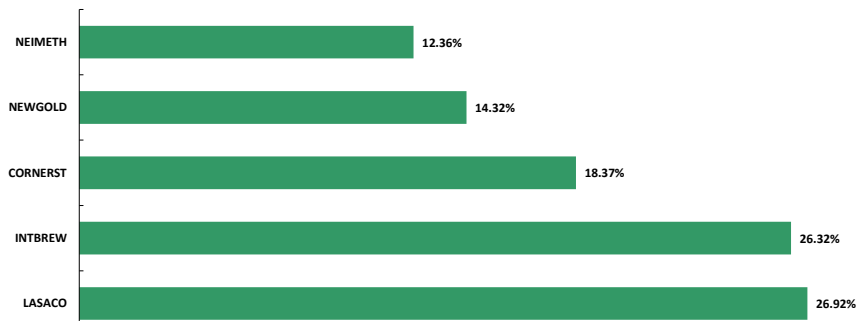
#### Market Performance

Equities	This Week	Previous Week	%Δ
NSEASI	25,221.87	25,199.84	0.09%
Volume ('bn)	0.15	0.48	-68.36%
Value ('bn)	1.69	4.52	-62.61%
Mkt. Cap.	13.16	13.15	0.08%
Market Breadth	1.18	0.76	

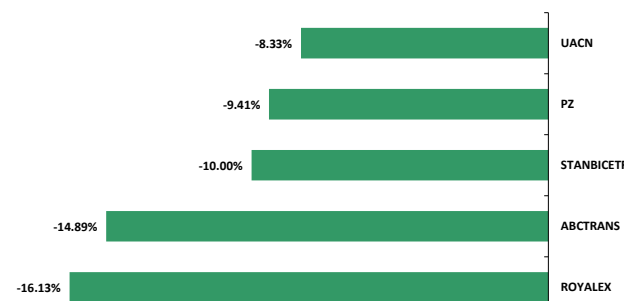
Sectoral Indices	WtD	MtD	YTD
NSEBANK10	0.8%	5.8%	-17.4%
NSEFBT10	1.9%	4.9%	-28.8%
NSEIND	0.1%	2.1%	-6.0%
NSEINS10	4.4%	5.3%	2.4%
NSEOILGS	-0.9%	10.0%	-28.6%

#### Market Outliers

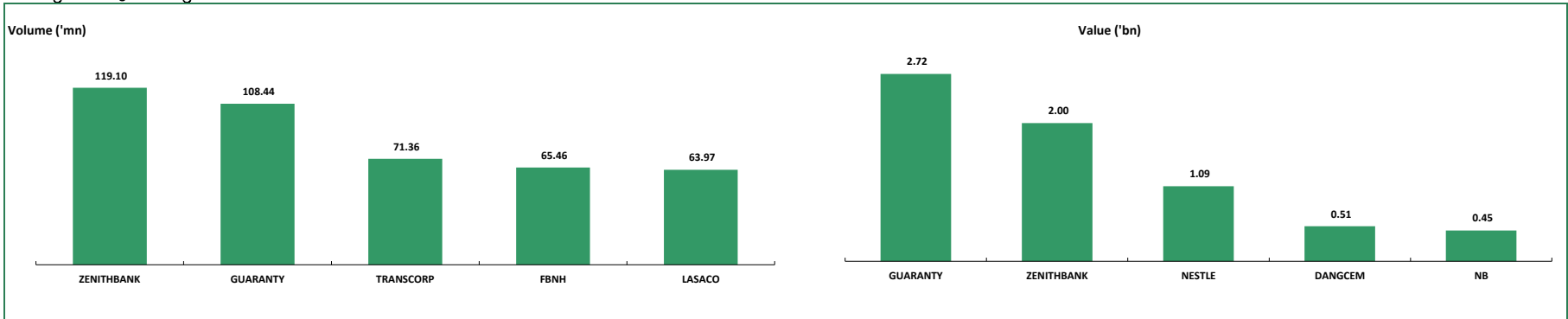
##### Top Gainers



##### Top Losers



#### Weekly Trading Activity



#### Weekly Currency Watch

	This Week	Previous Week	%Δ
I & E (per USD)	386.00	386.00	0.00%
Interbank (per USD)	381.00	381.00	0.00%
Parallel (per USD)	477.00	475.00	0.42%

#### Money Market Rates

	This Week	Previous
OBB	2.00%	17.60%
OVN	2.63%	19.80%
Average	2.32%	18.70%

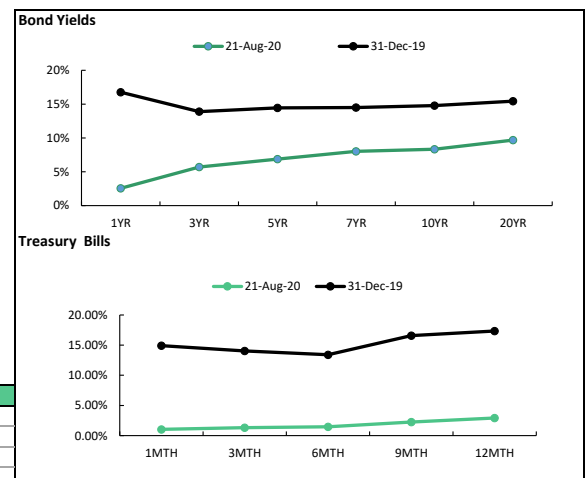
#### Bond Yields

	This Week	Previous Week	%Δ
1YR	2.56%	3.19%	-0.63%
3YR	5.70%	4.47%	1.23%
5YR	6.88%	6.75%	0.14%
7YR	8.03%	7.78%	0.24%
10YR	8.34%	8.34%	-0.01%
20YR	9.68%	9.98%	-0.30%

#### Treasury Bills Yields

	This Week	Previous
1MTH	1.04%	1.02%
3MTH	1.32%	1.19%
6MTH	1.47%	1.45%
9MTH	2.26%	2.49%
12MTH	2.92%	3.01%

#### Fixed Income Monitor



#### In Other Markets

	Nigeria	Ghana	Egypt	Kenya	South Africa	Frontier	Emerging	Developed
Today	0.07%	0.64%	0.75%	0.14%	0.01%	-0.28%	-1.72%	-1.52%
WTD	0.09%	-1.14%	0.00%	1.77%	-2.52%	0.27%	-1.15%	-0.71%
YTD	-6.04%	-17.82%	-20.07%	-20.83%	-2.54%	-19.90%	-3.06%	-7.41%
P/E	8.8x	N/A	11.3x	8.2x	18.4x	16.8x	18.9x	33.3x

### Contact Information

Investment Research  
research@meristemng.com

Meristem Research can also be accessed on the following platforms:

Meristem Research portal: meristem.com.ng/rhub

Bloomberg: MERI <GO>

Capital IQ: www.capitaliq.com

ISI Emerging Markets: www.securities.com/ch.html?pc=NG

Reuters: www.thomsonreuters.com

FactSet: www.factset.com

#### IMPORTANT

Meristem Securities Limited ("Meristem") equity reports and its attendant recommendations are prepared based on publicly available information and are meant for general information purposes only and it may not be reproduced or distributed to any other person. All reasonable care has been taken to ensure that the information contained herein is not misleading or untrue at the time of publication; Meristem can neither guarantee its accuracy nor completeness as they are an expression of our analysts' views and opinions.

Meristem and any of its associated or subsidiary companies or the employees thereof cannot be held responsible for any loss suffered by relying on the said information as this information as earlier stated, is based on publicly available information, analysts' estimates and opinions and is meant for general information purposes and should not be construed as an offer to buy or sell or a solicitation of an offer to buy or sell securities or any financial instruments. The value of any investment is subject to fluctuations, i.e. may fall and rise. Past performance is no guide to the future. The rate of exchange between currencies may cause the value of investment to increase or diminish. Hence investors may not get back the full value of their original investment. Meristem Securities is registered with the Securities and Exchange (SEC) and is also a member of The Nigerian Stock Exchange (The NSE). Meristem Securities' registered office is at 124 Norman Williams Street, South West, Ikoyi, Lagos, Nigeria. Website: www.meristemng.com; Email: research@meristemng.com. © Meristem Securities Limited 2020.