



Meristem Daily Stock Market Report

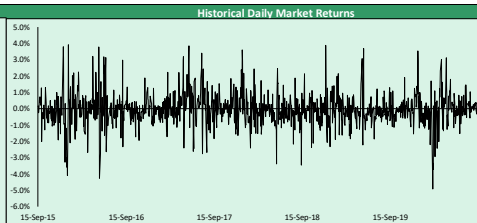
Thursday, 19-Nov-20

| | Today | Previous | %Δ |
|------------------------------|-----------|-----------|--------|
| NSE-ASI | 34,643.65 | 34,818.01 | -0.50% |
| No of Deals | 6,360 | 7,324 | -13% |
| Volume Traded [mn] | 364.92 | 661.13 | -45% |
| Market Turnover [bn] | 3.50 | 8.30 | -58% |
| Market Capitalization (N'bn) | 18.10 | 18.19 | -0.50% |

| NSE Sector Indices | Today | WTD | MTD | YTD |
|--------------------|-----------|-------|-------|-------|
| NGSE30 Index | NSE 30 | -0.6% | -1.5% | 12.7% |
| NGSEB10 Index | NSEBANK10 | -2.7% | -3.9% | 12.3% |
| NGSEFB10 Index | NSEFBT10 | 0.4% | -3.6% | 7.9% |
| NGSECGS Index | NSECGS | 0.0% | -4.1% | 0.3% |
| NGSEIN10 Index | NSEINS10 | 1.5% | -1.1% | 5.1% |
| NGSEINDS Index | NSEIND | 0.3% | 1.8% | 23.5% |
| NGSEINDX Index | NSE-ASI | -0.5% | -1.1% | 13.5% |

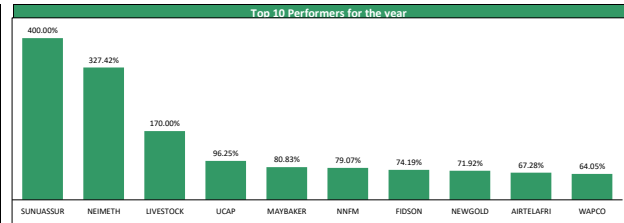
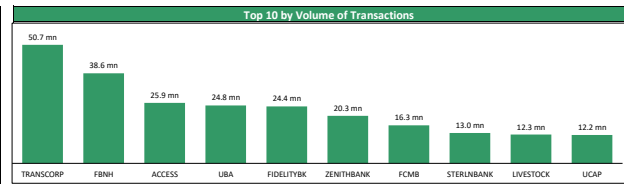
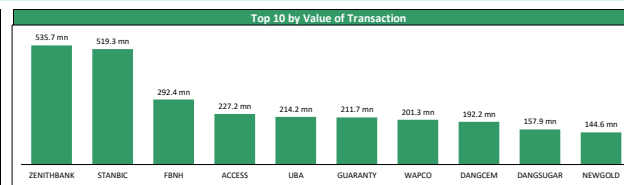
| Bloomberg Tickers | African & Regional mMarkets | Today | WTD | YTD |
|-------------------|-----------------------------|-------|-------|-------|
| GGSECI Index | Ghana | 0.3% | -0.3% | -0.2% |
| EGX30 Index | Egypt | -0.8% | -1.1% | -0.2% |
| NGSEINDX Index | Nigeria | -0.5% | -1.1% | 0.3% |
| NSEASI Index | Kenya | -1.2% | -1.1% | -0.1% |
| JALSH Index | South Africa | -1.1% | -0.9% | 0.1% |
| MXFEM INDEX | Frontier Market | 0.5% | 0.7% | -0.1% |
| MXEF INDEX | Emerging Market | 0.5% | 1.6% | 0.1% |
| MXEA Index | Developed Market | 0.3% | 2.1% | 0.0% |

Source: Bloomberg (as at 15:02)



| No | Stock | Price | %Δ | Year Hi | Year Lo | YTD Returns |
|----|-----------|-------|-------|---------|---------|-------------|
| 1 | BOCGAS | 6.77 | 9.90% | 6.77 | 3.65 | +23.09% |
| 2 | ETERNA | 4.78 | 9.89% | 5.29 | 1.80 | +32.78% |
| 3 | REDSTAREX | 3.59 | 9.79% | 4.45 | 2.73 | -19.33% |
| 4 | MAYBAKER | 3.49 | 9.75% | 3.60 | 1.79 | +80.83% |
| 5 | CORNERST | 0.58 | 9.43% | 0.71 | 0.45 | +28.89% |
| 6 | CHIPLC | 0.35 | 9.38% | 0.49 | 0.25 | -10.26% |
| 7 | PZ | 5.30 | 9.28% | 5.85 | 3.75 | -6.19% |
| 8 | REGALINS | 0.24 | 9.09% | 0.26 | 0.20 | +20.00% |
| 9 | PORTPAINT | 2.85 | 8.78% | 2.98 | 2.00 | +27.80% |
| 10 | TRIPPLEG | 0.50 | 8.70% | 0.64 | 0.36 | -21.88% |

| No | Stock | Price | %Δ | Year Hi | Year Lo | YTD Returns |
|----|------------|-------|--------|---------|---------|-------------|
| 1 | PRESCO | 71.80 | -9.97% | 79.75 | 36.45 | +51.16% |
| 2 | FCMB | 3.02 | -9.85% | 3.80 | 1.45 | +63.24% |
| 3 | LINKASSURE | 0.50 | -9.09% | 0.62 | 0.35 | -5.66% |
| 4 | FIDELITYBK | 2.65 | -7.02% | 3.07 | 1.53 | +29.27% |
| 5 | WAPIC | 0.42 | -6.67% | 0.52 | 0.21 | +23.53% |
| 6 | JAPAULOIL | 0.29 | -6.45% | 0.33 | 0.20 | +45.00% |
| 7 | DANGSUGAR | 21.20 | -4.72% | 22.25 | 8.90 | +55.88% |
| 8 | STANBIC | 43.00 | -4.12% | 48.00 | 23.85 | +44.88% |
| 9 | CHAMS | 0.25 | -3.85% | 0.37 | 0.20 | -24.24% |
| 10 | MBENEFIT | 0.25 | -3.85% | 0.28 | 0.20 | +25.00% |



Contact Information

| Brokerage Services | Capital | Wealth Management | Research | Registrars | Group Business Development | Client Services |
|--|--|---|---|--|--|---|
| topeoludimu@meristemng.com +234 905 569 0627 abisoeyeoludipe@meristemng.com +234 708 000 7861 contact@meristemng.com | rasakisalawu@meristemng.com +234 806 011 0856 seunlajofe@meristemng.com +234 808 536 5766 | funmilolaadekola-daramola@meristemng.com +234 803 301 3331 crmwealth@meristemng.com | research@meristemng.com +234 810 349 0203 ahmedjnad@meristemng.com +234 809 187 8917 | muboolasoko@meristemregistrars.com +234 803 324 7996 martinaosagwe@meristemregistrars.com +234 802 303 1783 | saheedbashir@meristemng.com +234 802 454 6575 ifeomaogalue@meristemng.com +234 802 394 2967 | blissingogwuche@meristemng.com +234 706 896 5173 |

IMPORTANT INFORMATION: DISCLAIMER

Meristem Securities Limited ("Meristem") equity reports and its attendant recommendations are prepared based on publicly available information and are meant for general information purposes only and it may not be reproduced or distributed to any other person. All reasonable care has been taken to ensure that the information contained herein is not misleading or untrue at the time of publication; Meristem can neither guarantee its accuracy nor completeness as they are an expression of our analysts' views and opinions.

Meristem and any of its associated or subsidiary companies or the employees thereof cannot be held responsible for any loss suffered by relying on the said information as this information is as publicly available information, analysts' estimates and opinions and is meant for general information purposes and should not be construed as an offer to buy or sell or a solicitation of an offer to buy or sell securities or any financial instruments. The value of any investment is subject to fluctuations, i.e. may fall and rise. Past performance is no guide to the future. The rate of exchange between currencies may cause the value of investment to increase or diminish. Hence investors may not get back the full value of their original investment. Meristem Securities is registered with the Securities and Exchange (SEC) and is also a member of The Nigerian Stock Exchange (The NSE). Meristem Securities' registered office is at 124 Norman Williams Street, South West, Ikoyi, Lagos, Nigeria. Website: www.meristemng.com; Email: research@meristemng.com.