

What Moved the Markets this Week?

The overriding sentiment in the equities market was negative this week as the **NSEASI** declined by 1.61% WoW to settle at 39,198.75pts. The year-to-date (YTD) return, therefore, declined further to -2.66% (from -1.07% at the end of the previous week). Across sectors, performance was mixed, as three sectoral indices gained while two declined. The best performing sector was Oil and Gas (+5.33% WoW) while the worst performing sector was Insurance (-2.20% WoW). Furthermore, **ROYALEX** (+22.64%) sustained its lead from last week, while this week's top loser was **LINKASSURE** (-18.82%).

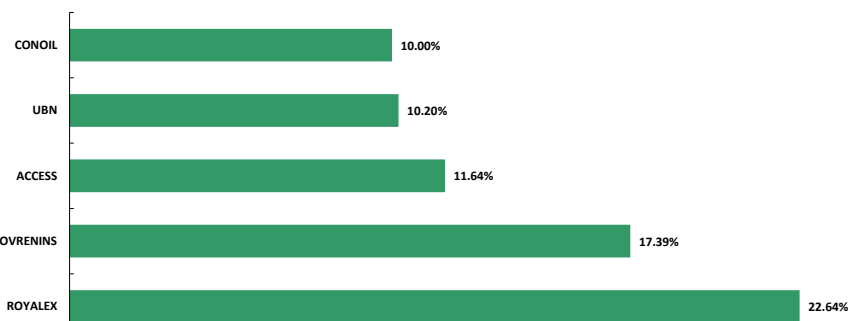
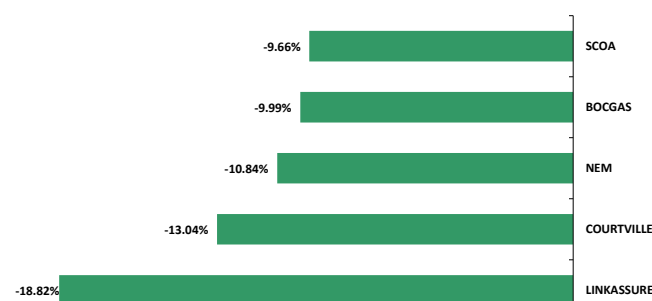
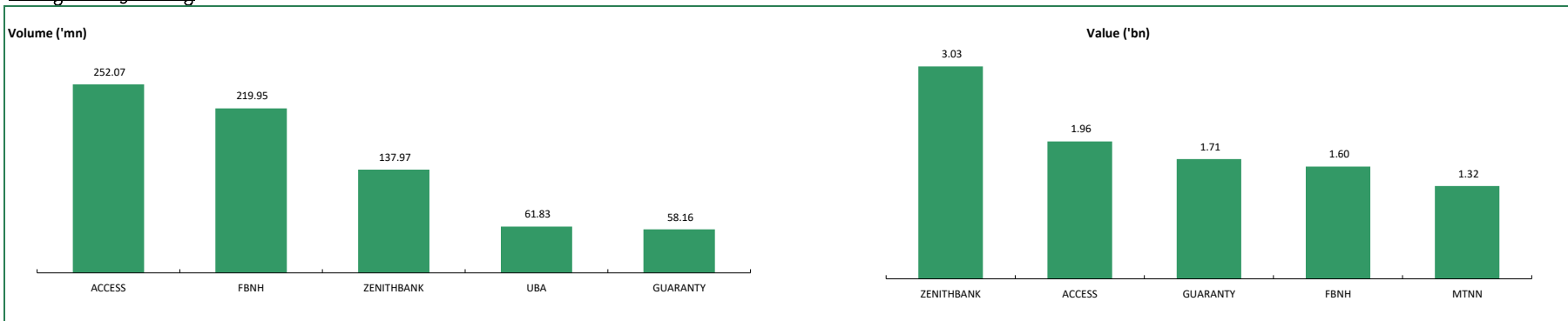
On the corporate scene, MTN Nigeria Communications Plc announced the successful completion of its NGN110bn Series I bonds issuance at 13.00%, repayable in 2028. Meanwhile, CBN announced the indefinite continuation of its 'Naira 4 Dollar Scheme' which was originally scheduled to end on May 8, 2021.

In the secondary market for treasury instruments, investor mood remained bearish as average T-Bills and bond yields rose to 5.07% and 12.27% (from 5.00% and 11.81% at the end of the previous week).

Nigeria | May 07, 2021
Market Performance

Equities	This Week	Previous Week	%Δ
NSEASI	39,198.75	39,840.28	-1.61%
Volume ('bn)	1.42	1.44	-1.62%
Value ('bn)	15.92	10.88	46.26%
Mkt. Cap.	20.43	20.85	-1.99%
Market Breadth	0.82	0.93	

Sectoral Indices	WtD	MtD	YTD
NSEBANK10	0.62%	0.62%	-9.86%
NSEFBT10	0.62%	0.62%	-2.01%
NSEIND	-1.60%	-1.60%	-6.62%
NSEINS10	-2.20%	-2.20%	3.99%
NSEOILGS	5.33%	5.33%	26.08%

Market Outliers
Top Gainers

Top Losers

Weekly Trading Activity

Weekly Currency Watch

	This Week	Previous Week	%Δ
I & E (per USD)	410.33	410.00	-0.08%
Official (per USD)	379.00	379.00	0.00%
Parallel (per USD)	483.00	482.00	-0.21%

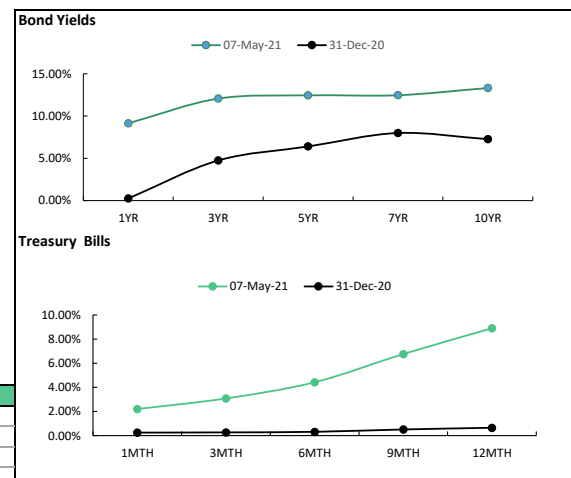
Money Market Rates	This Week	Previous
OBB	14.75%	27.50%
OVN	15.25%	27.75%
Average	15.00%	27.63%

Bond Yields

	This Week	Previous Week	%Δ
1YR	9.14%	9.21%	-0.07%
3YR	12.06%	12.00%	0.06%
5YR	12.44%	12.39%	0.06%
7YR	12.46%	13.00%	-0.54%
10YR	13.31%	12.50%	0.81%
30YR	14.20%	14.20%	0.00%

Treasury Bills Yields

	This Week	Previous
1MTH	2.21%	2.09%
3MTH	3.08%	2.78%
6MTH	4.42%	4.29%
9MTH	6.76%	7.05%
12MTH	8.90%	8.81%

Fixed Income Monitor

In Other Markets

	Nigeria	Ghana	Egypt	Kenya	South Africa	Frontier	Emerging	Developed
Today	0.21%	-0.86%	0.72%	0.48%	0.90%	0.41%	0.58%	0.65%
WTD	-1.61%	5.25%	0.00%	0.80%	1.91%	0.08%	-0.51%	1.20%
YTD	-2.66%	39.02%	-2.37%	12.10%	14.82%	-4.65%	3.84%	6.91%
P/E	13.42x	18.01x	12.36x	12.87x	26.61x	20.99x	20.79x	33.76x

Contact Information

Investment Research
research@meristemng.com

Meristem Research can also be accessed on the following platforms:

Meristem Research portal: meristem.com.ng/rhub

Bloomberg: MERI <GO>

Capital IQ: www.capitaliq.com

ISI Emerging Markets: www.securities.com/ch.html?pc=NG

Reuters: www.thomsonreuters.com

FactSet: www.factset.com

IMPORTANT

Meristem Securities Limited ("Meristem") equity reports and its attendant recommendations are prepared based on publicly available information and are meant for general information purposes only and it may not be reproduced or distributed to any other person. All reasonable care has been taken to ensure that the information contained herein is not misleading or untrue at the time of publication; Meristem can neither guarantee its accuracy nor completeness as they are an expression of our analysts' views and opinions.

Meristem and any of its associated or subsidiary companies or the employees thereof cannot be held responsible for any loss suffered by relying on the said information as this information as earlier stated, is based on publicly available information, analysts' estimates and opinions and is meant for general information purposes and should not be construed as an offer to buy or sell or a solicitation of an offer to buy or sell securities or any financial instruments. The value of any investment is subject to fluctuations, i.e. may fall and rise. Past performance is no guide to the future. The rate of exchange between currencies may cause the value of investment to increase or diminish. Hence investors may not get back the full value of their original investment. Meristem Securities is registered with the Securities and Exchange (SEC) and is also a member of The Nigerian Stock Exchange (The NSE). Meristem Securities' registered office is at 124 Norman Williams Street, South West, Ikoyi, Lagos, Nigeria. Website: www.meristemng.com; Email: research@meristemng.com. © Meristem Securities Limited 2021.