

What Moved the Markets this Week?

The Nigerian equities market sustained the bullish run recorded in the previous week. The market closed up on three (3) of the five (5) trading days pushing the All-Share Index up by 1.11% WoW to 39,157.29pts. Consequently, Year -to-Date losses moderated to - 2.77% (from -3.84% at the end of the previous week). All sectoral indices closed positive with the exception of NSEINS (-4.10%). Best Performer for the week was **CUTIX** (+23.56%), while the biggest loser for the second consecutive week was **CWG** (-26.14%).

On the corporate scene, **WAPIC** released its 2020FY Audited financials, recording an increase of 8.79% YoY and 465.57% YoY in Gross premium income and Profit after tax, respectively.

An NTB primary auction held during the week which saw stop rates on the 91days and 182 days unchanged at 2.00% and 3.50% respectively. Rates on the 364 days however shed 10bps to settle T 9.64%. Bearish sentiment dominated the secondary market for T-Bills and Bonds, with average T-Bills and bonds yields rising to 6.31% and 12.18% (from 6.30% and 12.13% the previous week.)

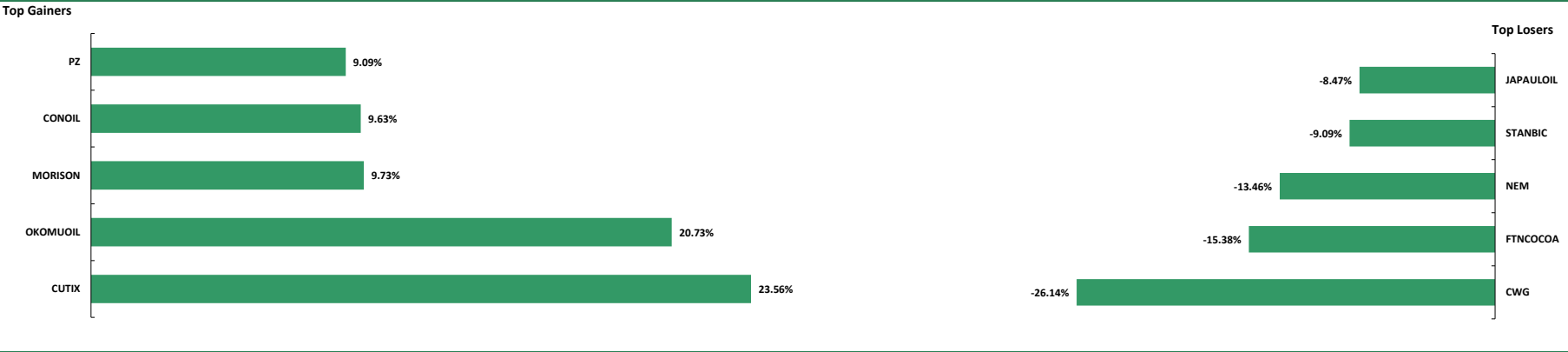
Nigeria | June 11, 2021

Market Performance

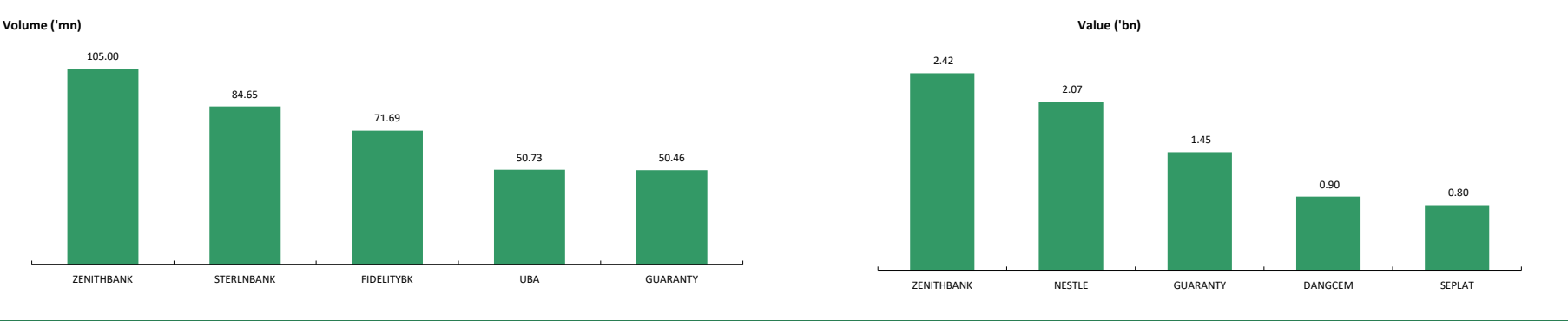
Equities	This Week	Previous Week	% Δ
NSEASI	39,157.29	38,726.10	1.11%
Volume ('bn)	1.06	1.08	-1.85%
Value ('bn)	12.83	9.55	34.35%
Mkt. Cap.	20.18	20.18	0.00%
Market Breadth	0.97	1.09	

Sectoral Indices	WtD	MtD	YtD
NSEBnk10	0.90%	0.60%	-8.80%
NSEFBT10	1.10%	0.90%	-1.10%
NSEIND	2.40%	3.90%	-4.90%
NSEINS10	-4.10%	-2.40%	5.20%
NSEOILG5	1.40%	0.60%	37.50%

Market Outliers



Weekly Trading Activity



Weekly Currency Watch

	This Week	Previous Week	%Δ
I & E (per USD)	411.83	410.75	-0.26%
Official (per USD)	411.83	410.75	-0.26%
Parallel (per USD)	502.00	502.00	0.00%

Money Market Rates	This Week	Previous
OBB	22.33%	15.00%
OVN	22.93%	15.25%
Average	22.63%	15.13%

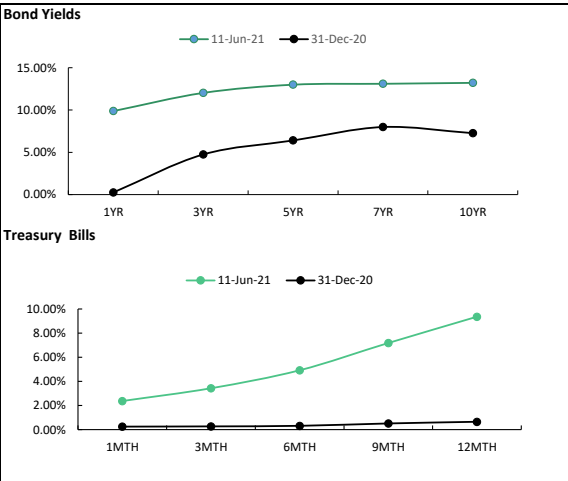
Bond Yields	This Week	Previous Week	%Δ
1YR	10.17%	9.92%	0.26%
3YR	11.69%	12.02%	-0.33%
5YR	12.40%	12.44%	-0.04%
7YR	12.73%	12.30%	0.43%
10YR	12.80%	12.94%	-0.14%
30YR	13.64%	13.63%	0.01%

Treasury Bills Yields	This Week	Previous
1MTH	3.12%	3.26%
3MTH	4.47%	4.57%
6MTH	6.15%	6.06%
9MTH	8.30%	7.98%
12MTH	9.62%	9.63%

In Other Markets

	Nigeria	Ghana	Egypt	Kenya	South Africa	Frontier	Emerging	Developed
Today	-0.13%	0.00%	-0.64%	-0.09%	0.16%	-0.09%	0.44%	0.01%
WtD	1.11%	4.20%	0.00%	1.40%	-0.30%	-1.00%	-0.20%	0.30%
YtD	-2.80%	39.90%	-8.00%	13.30%	13.90%	0.10%	6.80%	10.10%
P/E	13.3x	17.5x	10.3x	14.2x	14.3x	22.9x	17.2x	30.8x

Fixed Income Monitor



Contact Information
Investment Research

research@meristemng.com

Meristem Research can also be accessed on the following platforms:

Meristem Research portal: meristem.com.ng/rhub

Bloomberg: MERI <GO>

Capital IQ: www.capitaliq.com

ISI Emerging Markets: www.securities.com/ch.html?pc=NG

Reuters: www.thomsonreuters.com

FactSet: www.factset.com

IMPORTANT

Meristem Securities Limited ("Meristem") equity reports and its attendant recommendations are prepared based on publicly available information and are meant for general information purposes only and it may not be reproduced or distributed to any other person. All reasonable care has been taken to ensure that the information contained herein is not misleading or untrue at the time of publication; Meristem can neither guarantee its accuracy nor completeness as they are an expression of our analysts' views and opinions.

Meristem and any of its associated or subsidiary companies or the employees thereof cannot be held responsible for any loss suffered by relying on the said information as this information as earlier stated, is based on publicly available information, analysts' estimates and opinions and is meant for general information purposes and should not be construed as an offer to buy or sell or a solicitation of an offer to buy or sell securities or any financial instruments. The value of any investment is subject to fluctuations, i.e. may fall and rise. Past performance is no guide to the future. The rate of exchange between currencies may cause the value of investment to increase or diminish. Hence investors may not get back the full value of their original investment. Meristem Securities is registered with the Securities and Exchange (SEC) and is also a member of The Nigerian Stock Exchange (The NSE). Meristem Securities' registered office is at 124 Norman Williams Street, South West, Ikoyi, Lagos, Nigeria. Website: www.meristemng.com; Email: research@meristemng.com. © Meristem Securities Limited 2021.