

What Moved the Markets this Week?

The Nigerian equities market closed up on all three (3) trading days in the holiday-shortened week, pushing the All-Share Index up by 0.75% WoW to 39,494.70pts. The year-to-date (YTD) return thus moderated to -1.92%, from -2.66% at the end of the previous week. All sectoral indices closed the week in positive territory. **CHIPLC** emerged as the week’s top gainer, with a price gain of 25.64% WoW, while **ACADEMY** shed -10.00% to finish as the week’s worst performer.

In the corporate space, Unilever Nigeria Plc. announced that it had received final board approvals to commence the separation of its Tea business in Nigeria. The Tea business will be transferred to a newly formed entity “**New TeaCo**”, while Unilever Nigeria Plc. will continue to provide intercompany services for a transitional period. During the week, **AIRTELAFRI** released its 2020FY numbers, with an impressive performance across top and bottom line.

Bearish sentiments dominated the secondary market for treasury instruments this week as average bond and bills yields rose to 12.42% and 5.13% at the end of the week.

Nigeria | May 14, 2021

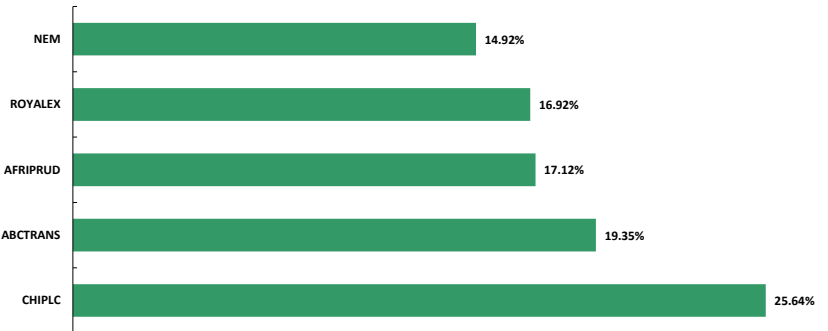
Market Performance

Equities	This Week	Previous Week	% Δ
NSEASI	39,494.70	39,198.75	0.75%
Volume ('bn)	0.84	1.42	-40.77%
Value ('bn)	9.56	15.92	-39.94%
Mkt. Cap.	20.58	20.43	0.72%
Market Breadth	1.89	0.82	

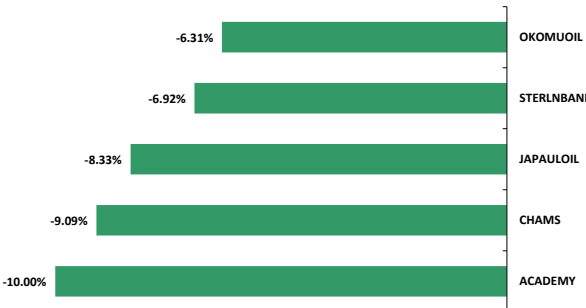
Sectoral Indices	WtD	MtD	YTD
NSEBnk10	3.72%	4.36%	-6.51%
NSEFT10	0.32%	0.94%	-1.70%
NSEIND	0.78%	-0.83%	-5.89%
NSEINS10	3.97%	1.69%	8.12%
NSEOILG5	0.10%	5.43%	26.20%

Market Outliers

Top Gainers

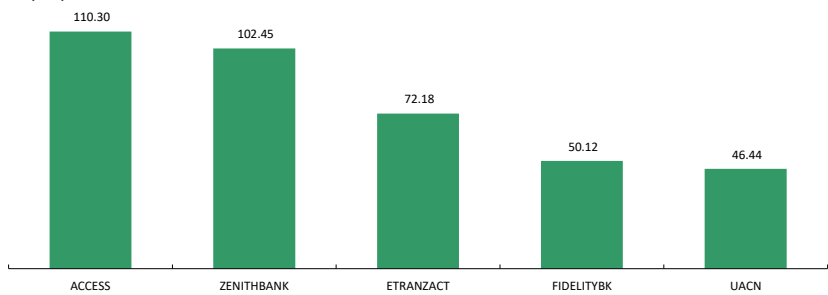


Top Losers

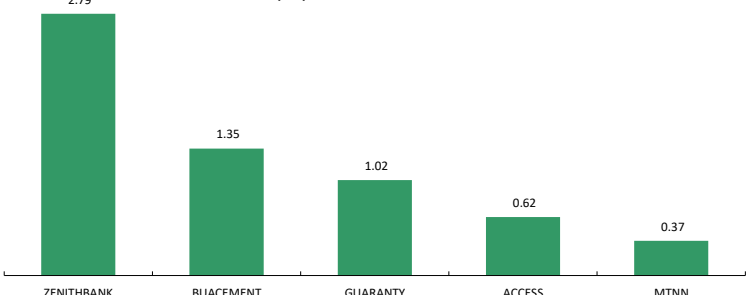


Weekly Trading Activity

Volume ('mn)



Value ('bn)



Weekly Currency Watch

	This Week	Previous Week	%Δ
I & E (per USD)	411.67	410.33	-0.33%
Official (per USD)	379.00	379.00	0.00%
Parallel (per USD)	482.00	483.00	0.21%

Money Market Rates		
	This Week	Previous
OBB	26.88%	14.75%
OVN	28.88%	15.25%
Average	27.88%	15.00%

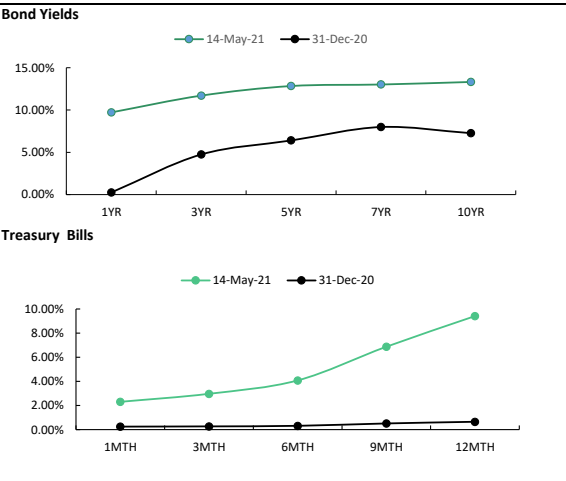
Bond Yields

	This Week	Previous Week	%Δ
1YR	9.72%	9.14%	0.58%
3YR	11.70%	12.06%	-0.36%
5YR	12.83%	12.44%	0.39%
7YR	13.02%	12.46%	0.56%
10YR	13.32%	13.31%	0.01%
30YR	13.95%	14.20%	-0.25%

Treasury Bills Yields

	This Week	Previous
1MTH	2.30%	2.21%
3MTH	2.97%	3.08%
6MTH	4.08%	4.42%
9MTH	6.87%	6.76%
12MTH	9.41%	8.90%

Fixed Income Monitor



Contact Information
Investment Research

research@meristemng.com

Meristem Research can also be accessed on the following platforms:

Meristem Research portal: meristem.com.ng/rhub

Bloomberg: MERI <GO>

Capital IQ: www.capitaliq.com

ISI Emerging Markets: www.securities.com/ch.html?pc=NG

Reuters: www.thomsonreuters.com

FactSet: www.factset.com

IMPORTANT

Meristem Securities Limited (“Meristem”) equity reports and its attendant recommendations are prepared based on publicly available information and are meant for general information purposes only and it may not be reproduced or distributed to any other person. All reasonable care has been taken to ensure that the information contained herein is not misleading or untrue at the time of publication; Meristem can neither guarantee its accuracy nor completeness as they are an expression of our analysts’ views and opinions.

Meristem and any of its associated or subsidiary companies or the employees thereof cannot be held responsible for any loss suffered by relying on the said information as this information as earlier stated, is based on publicly available information, analysts’ estimates and opinions and is meant for general information purposes and should not be construed as an offer to buy or sell or a solicitation of an offer to buy or sell securities or any financial instruments. The value of any investment is subject to fluctuations, i.e. may fall and rise. Past performance is no guide to the future. The rate of exchange between currencies may cause the value of investment to increase or diminish. Hence investors may not get back the full value of their original investment. Meristem Securities is registered with the Securities and Exchange (SEC) and is also a member of The Nigerian Stock Exchange (The NSE). Meristem Securities’ registered office is at 124 Norman Williams Street, South West, Ikoyi, Lagos, Nigeria. Website: www.meristemng.com; Email: research@meristemng.com. © Meristem Securities Limited 2021.