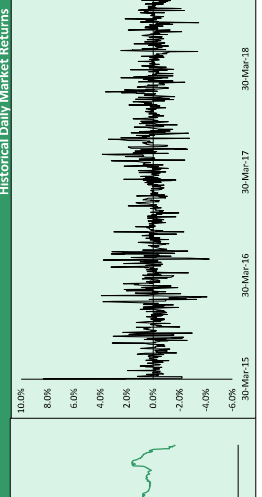
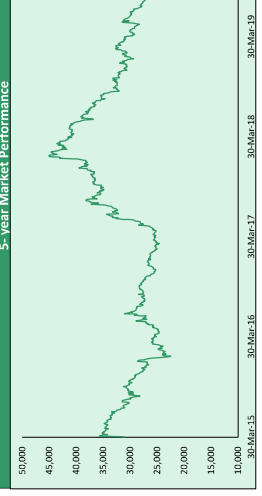


| | Today | Previous | % |
|-----------------------------|-----------|-----------|--------|
| NGXASI | 38,845.08 | 38,667.90 | 0.47% |
| No of Deals | 4,676.00 | 4,135.00 | 13.08% |
| Volume Traded (mn) | 246.50 | 230.25 | 7.05% |
| Market Turnover (bn) | 2.24 | 2.31 | -2.98% |
| Market Capitalization (Ntr) | 20.24 | 20.15 | 0.47% |

| NSE Sector Indices | Today | WTD | MTD | YTD |
|--------------------|--------|--------|--------|--------|
| NGX50 | 0.18% | 0.38% | 3.98% | 0.72% |
| NGXBNK | 0.26% | 0.26% | 5.33% | -1.78% |
| NGXCNSMGRD | 0.28% | 0.28% | -0.32% | 4.47% |
| NGXOILGAS | 2.24% | 2.44% | 18.54% | 64.08% |
| NGXINS | -0.42% | -0.42% | -2.29% | 5.11% |
| NGXINDUSTR | 0.30% | 0.30% | 6.36% | -2.17% |
| NGXASI | 0.47% | 2.38% | 2.48% | -3.53% |

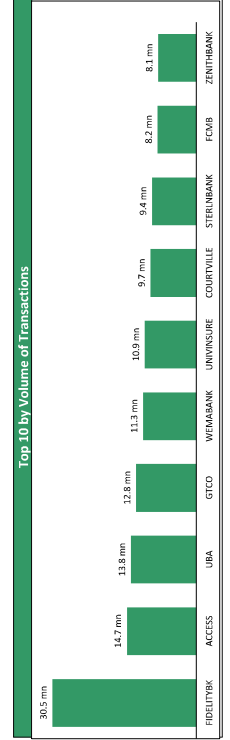
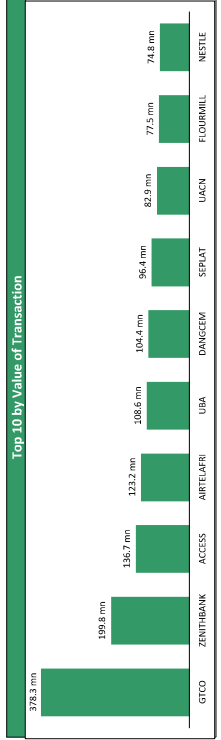
| African & Regional Markets | Today | WTD | YTD | P/E |
|----------------------------|--------|-------|--------|-------|
| Ghana | 0.01% | 0.00% | 36.70% | 15.5x |
| Egypt | 0.00% | 0.00% | -1.60% | 10.4x |
| Nigeria | 0.47% | 0.30% | -3.50% | 13.0x |
| Kenya | 0.26% | 0.30% | 18.00% | 14.2x |
| South Africa | 0.05% | 0.30% | 14.60% | 20.1x |
| Frontier Market | -0.59% | 0.00% | -3.80% | 21.7x |
| Emerging Market | -1.14% | 0.00% | 1.60% | 16.3x |
| Developed Market | 0.39% | 0.00% | 7.40% | 28.9x |

Source: Bloomberg (as at 15:20)



| Top Gainers for the day | | | | |
|-------------------------|-----------|-------|-------|------------|
| No | Stock | Price | % | YD Returns |
| 1 | OANDO | 4.36 | 9.82% | 2.65 |
| 2 | FTMCOCOA | 0.45 | 9.76% | 0.30 |
| 3 | ARDOVA | 21.85 | 9.75% | 13.50 |
| 4 | BOCGAS | 8.45 | 9.74% | 8.45 |
| 5 | LIVESTOCK | 2.16 | 9.64% | 2.80 |
| 6 | UACN | 11.40 | 8.57% | 7.10 |
| 7 | JBERGER | 21.90 | 7.88% | 17.00 |
| 8 | WAPCO | 22.90 | 5.29% | 19.50 |
| 9 | REDSTAREX | 3.34 | 4.38% | 3.00 |
| 10 | SUNUASSUR | 0.49 | 4.26% | 0.47 |

| Top Losers for the day | | | | |
|------------------------|-----------|-------|--------|------------|
| No | Stock | Price | % | YD Returns |
| 1 | UNWINSURE | 0.70 | -9.09% | 0.20 |
| 2 | UNWINSURE | 0.65 | -7.14% | 0.46 |
| 3 | SOVEREINS | 0.27 | -6.90% | 0.20 |
| 4 | AFERPRUD | 6.45 | -5.52% | 5.00 |
| 5 | REGAINS | 0.45 | -6.25% | 0.22 |
| 6 | HONFHOTEL | 1.65 | -5.17% | 1.74 |
| 7 | IKERHOTEL | 1.19 | -4.80% | 0.91 |
| 8 | UCAP | 7.04 | -4.22% | 4.50 |
| 9 | VERTASKAP | 0.23 | -4.17% | 0.20 |
| 10 | CHPLC | 0.60 | -3.23% | 0.27 |



Contact Information

| Brokerage Services | Capital | Wealth Management | Research | Registrars | Group Business Development | Client Services |
|------------------------------------------------------------------------------------------------------------------------------|---------------------------------------------------------------------------------------------------|----------------------------------------------------------------------------------------------------------------------|------------------------------------------------------------------------------------------------|--------------------------------------------------------------------------------------------------------------------|-----------------------------------------------------------------------------------------------------|------------------------------------------------------------------------------------------------------|
| topoludimu@meristemng.com +234 905 569 0627 ablowoludipa@meristemng.com +234 708 000 7661 contact@meristemng.com | rasakialawa@meristemng.com +234 806 032 9889 seunlilofe@meristemng.com +234 808 350 5766 | sulaimanadedokun@meristemng.com +234 803 301 3331 furnilolabakels-daramola@meristemng.com +234 805 498 4522 | research@meristemng.com +234 810 340 0203 ahmedilias@meristemng.com +234 809 187 8917 | muboolaco@meristemregistrars.com +234 803 324 7996 martinobosale@meristemregistrars.com +234 802 303 1783 | salheedbaahir@meristemng.com +234 802 454 6275 fcomagalue@meristemng.com +234 802 394 2867 | adefemiawo@meristemng.com +234 803 798 3762 bleshagagnuche@meristemng.com +234 706 896 5173 |

IMPORTANT INFORMATION: DISCLAIMER

Meristem Securities Limited ("Meristem") equity reports and its attendant recommendations are prepared based on publicly available information and are meant for general information purposes only and it may not be reproduced or distributed to any other person. All reasonable care has been taken to ensure that the information contained herein is not misleading or untrue at the time of publication. Meristem and any of its associated or subsidiary companies or the employees thereof cannot be held responsible for any loss suffered by relying on the said information as this information as earlier stated, is based on publicly available information. Analysts' estimates and opinions and should not be construed as an offer to buy or sell or a solicitation of an offer to buy or sell securities or any financial instruments. The value of any investment is subject to fluctuations, i.e. may fall and rise. Past performance is no guide to the future. The rate of exchange between currencies may cause the value of investment to increase or diminish. Hence investors may not get back the full value of their original investment. Meristem Securities is registered with the Securities and Exchange (SEC) and is also a member of The Nigerian Stock Exchange (The NSE), Meristem Securities' registered office is at 124 Norman Williams Street, South West, Ikoyi, Lagos, Nigeria. Website: www.meristemng.com; Email: research@meristemng.com.