

What Moved the Markets this Week?

The bears clawed back the gains from last week as profit-taking activities on large-cap stocks pushed the market to a negative close at the end of the week. As a result, the All-Share Index dropped by 0.57% to settle at 37,994.19 points. Thus, the Year-to-Date return declined further to -5.65%YtD. **UAC-PROP** was the best performer for the week, having gained 40.70% week on week. **REDSTAREX**, however, lost 15.26% to top the loser's chart for the week.

The Petroleum Industry Bill proposed in 2008 to replace the Petroleum Act of 1969 was finally passed by the National Assembly. However, the Bill still awaits the assent of the President.

Mixed sentiment dominated the bond and treasury bills market as the average bonds yields declined to 11.59% (vs. 11.61% in the previous week), while the average treasury bills yield increased to 6.21% from 6.11% in the treasury bills market.

Nigeria | July 9, 2021

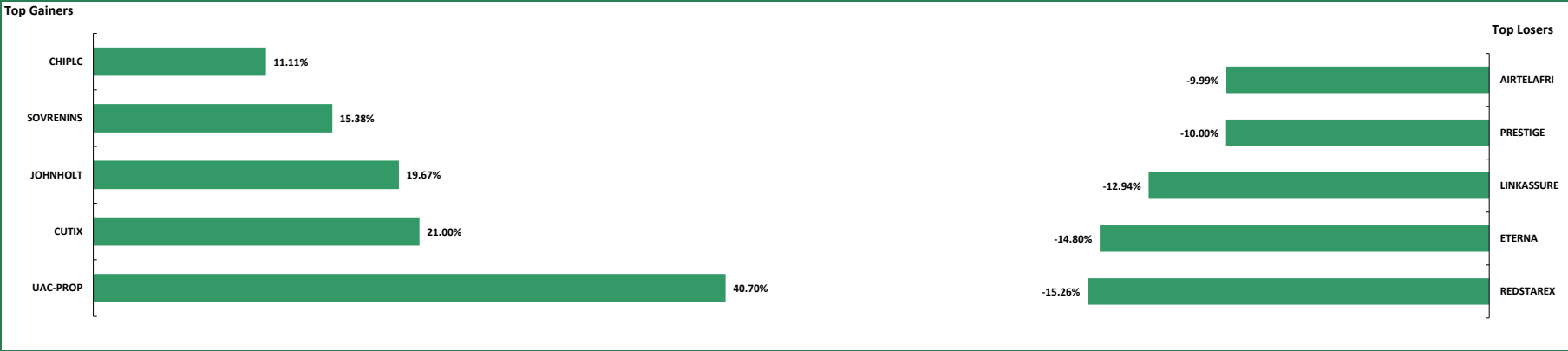
Market Performance

Equities	This Week	Previous Week	% Δ
NGXASI	37,994.19	38,212.01	-0.57%
Volume ('bn)	1.35	1.02	32.24%
Value ('bn)	12.13	14.15	-14.25%
Mkt. Cap.	19.92	19.92	0.00%
Market Breadth	2.14	1.81	

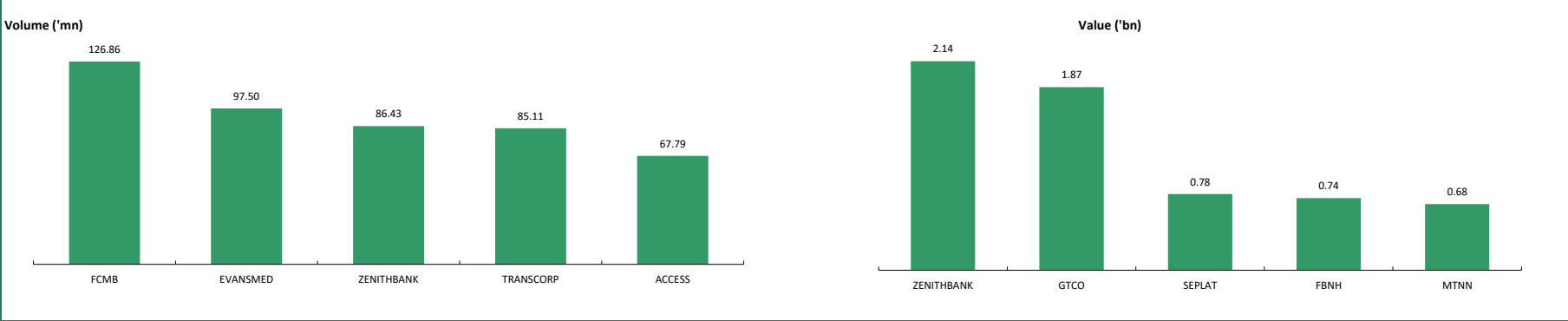
  

Sectoral Indices	WtD	MtD	YtD
NGXBNK	3.48%	4.68%	-2.39%
NGXCNSMRGDS	-0.32%	-0.30%	4.48%
NGXOILGAS	6.67%	6.06%	46.79%
NGXINS	1.92%	1.67%	9.36%
NGXINDUSTR	0.17%	2.19%	-6.00%

Market Outliers



Weekly Trading Activity



Weekly Currency Watch

	This Week	Previous Week	%Δ
I & E (per USD)	411.75	411.25	-0.12%
Official (Per USD)	410.11	410.16	0.01%
Parallel (per USD)	503.00	503.00	0.00%

	This Week	Previous Week	%Δ
1YR	9.02%	9.22%	-0.20%
3YR	11.19%	11.22%	-0.03%
5YR	12.12%	12.46%	-0.33%
7YR	12.20%	12.06%	0.14%
10YR	12.45%	12.26%	0.19%
30YR	13.06%	13.02%	0.04%

Bond Yields

	This Week	Previous Week	%Δ
1YR	9.02%	9.22%	-0.20%
3YR	11.19%	11.22%	-0.03%
5YR	12.12%	12.46%	-0.33%
7YR	12.20%	12.06%	0.14%
10YR	12.45%	12.26%	0.19%
30YR	13.06%	13.02%	0.04%

In Other Markets

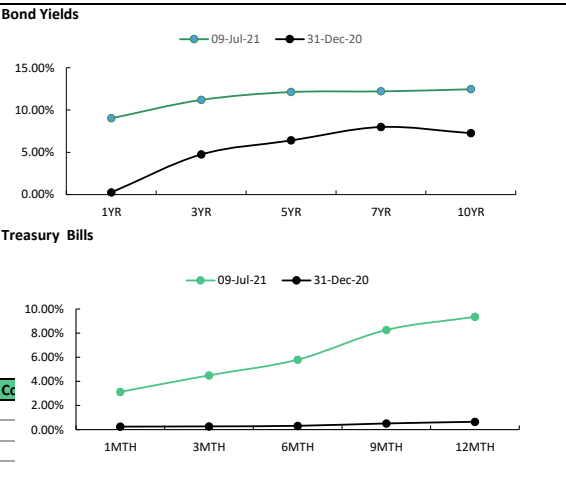
	Nigeria	Ghana	Egypt	Kenya	South Africa	Frontier	Emerging	Developed	CC
Today	-1.24%	0.05%	-0.90%	0.48%	1.17%	-0.71%	-1.82%	-0.89%	
WtD	-0.57%	0.01%	0.00%	2.59%	-0.48%	-1.75%	-2.89%	-1.42%	
YtD	-5.65%	36.79%	-6.09%	15.47%	11.10%	-1.67%	1.94%	7.53%	
P/E	14.21x	18.34x	10.16x	13.61x	19.48x	22.48x	16.44x	29.71x	

	This Week	Previous
OBB	19.95%	11.50%
OVN	20.50%	12.00%
Average	20.23%	11.75%

Treasury Bills Yields

	This Week	Previous
1MTH	3.13%	3.13%
3MTH	4.50%	4.01%
6MTH	5.80%	5.78%
9MTH	8.26%	8.10%
12MTH	9.35%	9.52%

Fixed Income Monitor



Contact Information

Investment Research  
research@meristemng.com

Meristem Research can also be accessed on the following platforms:

Meristem Research portal: meristem.com.ng/rhub

Bloomberg: MERI <GO>

Capital IQ: www.capitaliq.com

ISI Emerging Markets: www.securities.com/ch.html?pc=NG

Reuters: www.thomsonreuters.com

FactSet: www.factset.com

IMPORTANT

Meristem Securities Limited ("Meristem") equity reports and its attendant recommendations are prepared based on publicly available information and are meant for general information purposes only and it may not be reproduced or distributed to any other person. All reasonable care has been taken to ensure that the information contained herein is not misleading or untrue at the time of publication; Meristem can neither guarantee its accuracy nor completeness as they are an expression of our analysts' views and opinions.

Meristem and any of its associated or subsidiary companies or the employees thereof cannot be held responsible for any loss suffered by relying on the said information as this information as earlier stated, is based on publicly available information, analysts' estimates and opinions and is meant for general information purposes and should not be construed as an offer to buy or sell or a solicitation of an offer to buy or sell securities or any financial instruments. The value of any investment is subject to fluctuations, i.e. may fall and rise. Past performance is no guide to the future. The rate of exchange between currencies may cause the value of investment to increase or diminish. Hence investors may not get back the full value of their original investment. Meristem Securities is registered with the Securities and Exchange (SEC) and is also a member of The Nigerian Stock Exchange (The NSE). Meristem Securities' registered office is at 124 Norman Williams Street, South West, Ikoyi, Lagos, Nigeria. Website: www.meristemng.com; Email: research@meristemng.com. © Meristem Securities Limited 2021.