

What Moved the Markets this Week?

The mood in the Nigerian equities market was largely positive this week as the market closed up on four out of the five trading days. The NSEASI thus advanced by 0.68% WoW to close at 38,811.11pts. All sectoral indices however closed negative with **NGXINS** (-1.53% WoW) having the worse performance. The top gainer for the week was **CUTIX** (+17.95%), while **NEIMETH** (-14.29%) was the top loser. **TRANSCORP** and **GTCO** retained their places as the top traded stock by volume and value, respectively.

There was a continuation of H1:2021 earnings releases that started last week, with **CHIPLC**, **CADBURY**, **CONOIL**, **MRS** posting mixed results. In addition, **CHIPLC** declared an interim dividend of 2Kobo per 50Kobo ordinary shares.

The sentiment in the secondary market for fixed income instruments was also positive. Thus, average T-Bills yield declined to 5.27% (vs. 5.88% % in the preious week) and average bond yield dropped to 11.43% (vs. 11.64% in the prior week).

Nigeria | August 06, 2021

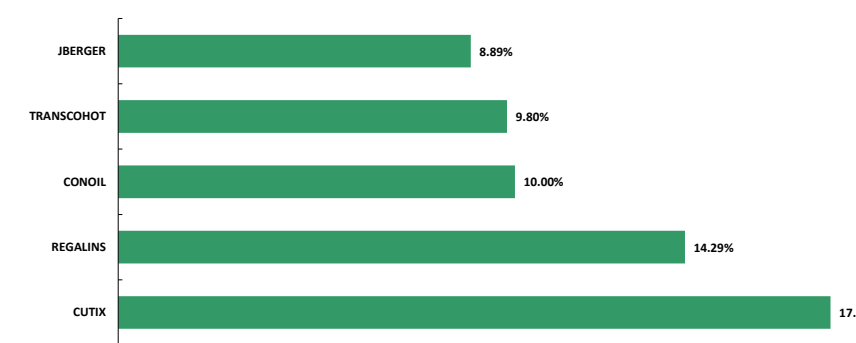
Market Performance

Equities	This Week	Previous Week	% Δ
NSEASI	38,811.11	38,547.08	0.68%
Volume ('bn)	0.99	1.37	-28.00%
Value ('bn)	8.21	11.82	-30.56%
Mkt. Cap.	20.22	20.08	0.68%
Market Breadth	0.69	1.08	

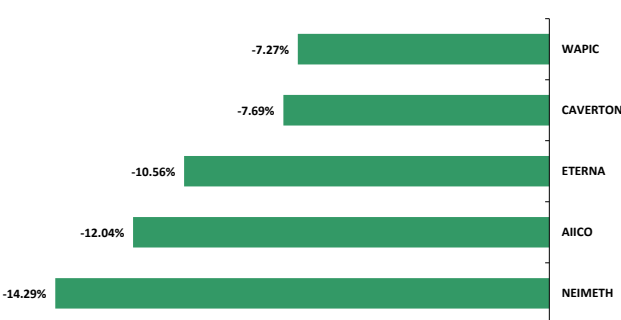
Sectoral Indices	WtD	MtD	YtD
NGXBNK	-0.58%	-0.58%	-3.53%
NGXCNSMRGDS	-0.48%	-0.48%	3.74%
NGXOILGAS	-0.61%	-0.61%	65.62%
NGXINS	-1.53%	-1.53%	2.77%
NGXINDUSTR	-0.22%	-0.22%	-3.96%

Market Outliers

Top Gainers

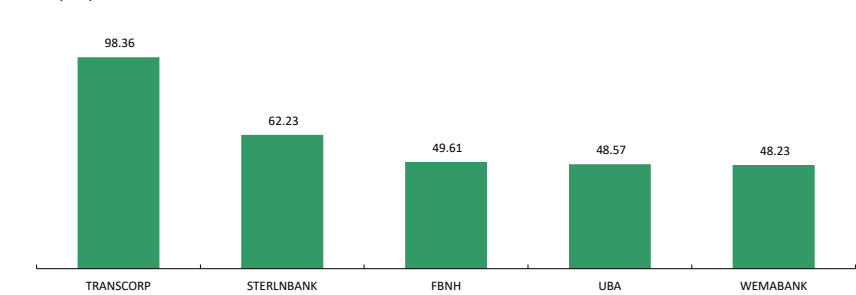


Top Losers

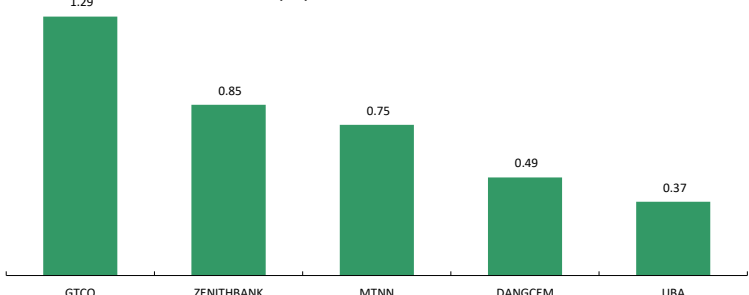


Weekly Trading Activity

Volume ('mn)



Value ('bn)



Weekly Currency Watch

	This Week	Previous Week	%Δ
I & E (per USD)	411.50	411.44	-0.01%
Official (Per USD)	410.11	410.16	0.01%
Parallel (per USD)	510.00	515.00	0.98%

Bond Yields

	This Week	Previous Week	%Δ
1YR	8.06%	8.54%	-0.48%
3YR	10.81%	10.81%	0.00%
5YR	11.88%	12.01%	-0.13%
7YR	12.20%	12.40%	-0.20%
10YR	12.42%	12.55%	-0.13%
30YR	13.20%	13.53%	-0.33%

In Other Markets

	Nigeria	Ghana	Egypt	Kenya	South Africa	Frontier	Emerging	Developed
Today	0.02%	0.00%	0.04%	1.48%	0.07%	-0.07%	-0.30%	0.30%
WtD	0.68%	0.56%	0.00%	0.55%	-0.80%	1.76%	1.74%	1.61%
YtD	-3.62%	40.91%	-1.13%	17.35%	15.17%	-2.73%	0.68%	9.82%
P/E	342.64x	15.21x	10.82x	12.76x	16.41x	19.79x	17.62x	20.90x

Money Market Rates

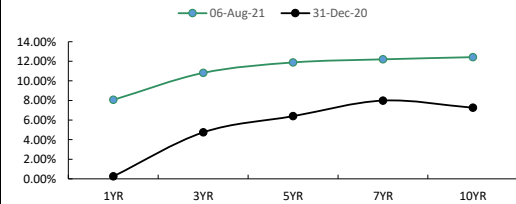
	This Week	Previous
OBB	20.00%	7.50%
OVN	20.50%	7.75%
Average	20.25%	7.63%

Treasury Bills Yields

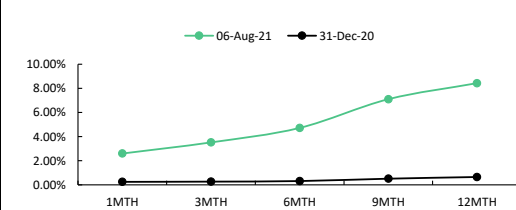
	This Week	Previous
1MTH	2.60%	3.43%
3MTH	3.52%	4.29%
6MTH	4.72%	5.33%
9MTH	7.10%	7.63%
12MTH	8.43%	8.72%

Fixed Income Monitor

Bond Yields



Treasury Bills



Contact Information

Investment Research

research@meristemng.com

Meristem Research can also be accessed on the following platforms:

Meristem Research portal: meristem.com.ng/rhub

Bloomberg: MERI <GO>

Capital IQ: www.capitaliq.com

ISI Emerging Markets: www.securities.com/ch.html?pc=NG

Reuters: www.thomsonreuters.com

FactSet: www.factset.com

IMPORTANT

Meristem Securities Limited ("Meristem") equity reports and its attendant recommendations are prepared based on publicly available information and are meant for general information purposes only and it may not be reproduced or distributed to any other person. All reasonable care has been taken to ensure that the information contained herein is not misleading or untrue at the time of publication; Meristem can neither guarantee its accuracy nor completeness as they are an expression of our analysts' views and opinions.

Meristem and any of its associated or subsidiary companies or the employees thereof cannot be held responsible for any loss suffered by relying on the said information as this information as earlier stated, is based on publicly available information, analysts' estimates and opinions and is meant for general information purposes and should not be construed as an offer to buy or sell or a solicitation of an offer to buy or sell securities or any financial instruments. The value of any investment is subject to fluctuations, i.e. may fall and rise. Past performance is no guide to the future. The rate of exchange between currencies may cause the value of investment to increase or diminish. Hence investors may not get back the full value of their original investment. Meristem Securities is registered with the Securities and Exchange (SEC) and is also a member of The Nigerian Stock Exchange (The NSE). Meristem Securities' registered office is at 124 Norman Williams Street, South West, Ikoyi, Lagos, Nigeria. Website: www.meristemng.com; Email: research@meristemng.com. © Meristem Securities Limited 2021.