

	Today	Previous	%Δ
NGXASI	72,458.03	72,299.79	0.22%
No of Deals	7,096.00	6,650	6.71%
Volume Traded (mn)	446.58	433.18	3.09%
Market Turnover (NGX'bn)	7.25	8.08	-10.27%
Market Capitalization (NGX'bn)	39,844.85	39,757.84	0.22%

NGX Indices	Today	WTD	MID	YTD
NGX30	0.26%	1.45%	1.66%	44.85%
NGXBK	1.90%	7.78%	15.63%	107.18%
NGXCNSMRGDS	0.01%	-0.14%	-0.01%	93.89%
NGXOILGAS	0.02%	-1.20%	-1.73%	122.41%
NGXINS	-1.94%	-1.77%	-4.24%	66.29%
NGXINDUSTR	0.02%	0.24%	-2.85%	12.47%
NGX-ASI	0.22%	1.28%	1.53%	41.38%
MER-TELCO	0.00%	0.72%	0.79%	11.12%
MER-AGRIC	0.02%	0.00%	0.12%	42.95%

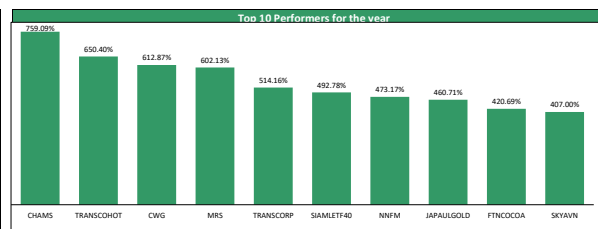
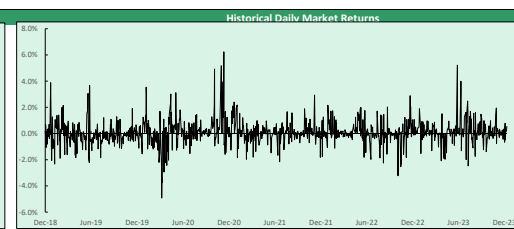
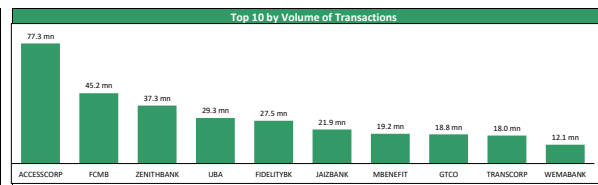
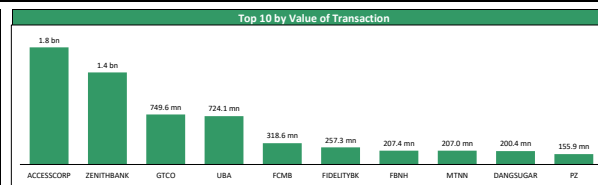
African & Regional Markets	Today	WTD	YTD	P/E
Ghana	-1.55%	-1.54%	26.11%	5.73x
Egypt	-0.21%	0.15%	69.35%	11.81x
Nigeria	0.22%	1.28%	41.38%	10.52x
Kenya	-0.27%	-0.95%	-27.00%	5.18x
South Africa	3.51%	1.90%	2.93%	12.08x
Frontier Market	-0.10%	0.00%	3.46%	10.57x
Emerging Market	-0.32%	-0.16%	1.79%	14.61x
Developed Market	0.22%	0.48%	10.53%	14.37x

Source: Bloomberg (as at 15:05)

Top Gainers for the day						
No	Stock	Price	%Δ	Year Hi	Year Lo	YTD Returns
1	JOHNHOLT	2.03	9.73%	2.86	0.80	178.08%
2	KEJIAHOTEL	4.75	9.20%	4.75	0.99	352.38%
3	DAARCOMM	0.42	7.69%	0.42	0.20	110.00%
4	ETNANACT	7.00	7.69%	10.45	3.50	100.00%
5	GUINANS	0.29	7.41%	0.40	0.20	45.00%
6	STERUNGNG	4.17	4.77%	4.50	1.46	197.86%
7	MULTIVERSE	9.40	4.44%	9.50	2.31	136.18%
8	UCAP	18.90	4.42%	18.90	11.10	35.00%
9	ACCESSCORP	22.80	3.40%	22.80	8.40	168.24%
10	MONYFLOUR	3.20	3.23%	3.70	2.08	36.75%

Top Losers for the day						
No	Stock	Price	%Δ	Year Hi	Year Lo	YTD Returns
1	RTBRISCODE	0.56	-9.68%	0.74	0.22	115.38%
2	NSITECH	0.68	-9.33%	0.83	0.22	209.09%
3	NEM	5.35	-9.32%	6.99	3.89	18.89%
4	NNFM	35.25	-8.44%	42.45	6.15	473.17%
5	UPDCREIT	4.60	-8.00%	5.00	3.00	53.33%
6	CAVERTON	1.51	-5.63%	1.68	0.93	52.53%
7	DAARCOMM	0.34	-5.56%	0.39	0.20	70.00%
8	CILEASING	5.05	-5.43%	5.69	3.15	57.81%
9	FTNCOODA	1.50	-4.66%	3.85	0.25	417.24%
10	CORNERST	1.35	-3.57%	1.78	0.54	125.00%

Derivatives Contract Trade Statistics for the day						
No	Symbol	Underlying	Base Price	Opening Price	Applied Closing Price	%Δ
1	NGX30H	NGX 30 Index	2,616.75	2,713.56	2,720.04	0.24%
2	NGX30Z	NGX 30 Index	2,750.75	2,782.06	2,788.70	0.24%
3	NGX30M	NGX 30 Index	2,124.75	2,162.89	2,169.35	0.24%
4	NGXPENSIONH	NGX Pension Index	3,022.25	3,178.23	3,187.96	0.31%
5	NHPENSIONZ	NGX Pension Index	3,225.50	3,258.45	3,268.44	0.31%
6	NHPENSIONM	NGX Pension Index	2,341.75	3,118.88	3,128.56	0.31%



Contact Information

Meristem Brokerage Services	Meristem Capital	Meristem Finance	Meristem Wealth	Research	Registrars	Group Business Development	Client Services
topeoludimu@meristemng.com +234 905 569 0627 adaezeonyemachi@meristemng.com +234 808 369 0213 contact@meristemng.com	rasakialawu@meristemng.com +234 806 022 9889 rasakialawu@meristemng.com +234 810 940 4836	olasokomubo@meristemfinance.com 2348033247996 matthewwotundun@meristemfinance.com 2348023906249	edimemadedeolu@meristemng.com +234 803 301 3331 fumilolaadekola-daramola@meristemng.com +234 805 498 4522	damilarejojo@meristemng.com +234 816 890 2771 praisehansekhen@meristemng.com +234 817 007 1512 research@meristemng.com	oluseyoweturo@meristemregistrars.com +234 802 321 0561	oluseyoweturo@meristemng.com +234 802 454 6575 ifeomaanymwu@meristemng.com +234 802 394 2967	adefermitaiwo@meristemng.com +234 803 798 3762

IMPORTANT INFORMATION: DISCLAIMER

Meristem Securities Limited ("Meristem") equity reports and its attendant recommendations are prepared based on publicly available information and are meant for general information purposes only and it may not be reproduced or distributed to any other person. All reasonable care has been taken to ensure that the information contained herein is not misleading or untrue at the time of publication; Meristem can neither guarantee its accuracy nor completeness as they are an expression of our analysts' views and opinions. Meristem and any of its associated or subsidiary companies or the employees thereof cannot be held responsible for any loss suffered by relying on the said information as this information as earlier stated, is based on publicly available information, analysts' estimates and opinions and is meant for general information purposes and should not be construed as an offer to buy or sell or a solicitation of an offer to buy or sell securities or any financial instruments. The value of any investment is subject to fluctuations, i.e. may fall and rise. Past performance is no guide to the future. The rate of exchange between currencies may cause the value of investment to increase or diminish. Hence investors may not get back the full value of their original investment. Meristem Securities is registered with the Securities and Exchange (SEC) and is also a member of the Nigerian Stock Exchange (The NSE). Meristem Securities' registered office is at 20A Gerrard Road, Ikoyi, Lagos, Nigeria. Website: www.meristemng.com; Email: research@meristemng.com.