

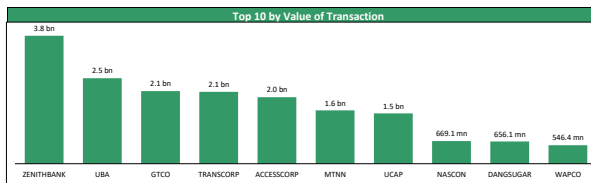
	Today	Previous	%A
NGXASI	102,802.25	101,154.13	1.63%
No of Deals	12,851.00	14,288.00	-10.06%
Volume Traded (mm)	861.	749.	14.95%
Market Turnover (NGN'bn)	12.15	22.49	-45.96%
Market Capitalization (NGN'bn)	56,259.76	55,355.55	1.63%

NGX Indices	Today	WTD	MTD	YTD
NGX30	1.63%	0.44%	1.63%	38.65%
NGXBNK	7.82%	-8.52%	7.82%	4.18%
NGXCNSMRGDS	4.37%	-0.43%	4.37%	29.76%
NGXDILGAS	0.02%	-2.48%	0.02%	19.98%
NGXINS	2.18%	-8.14%	2.18%	24.32%
NGXINDUSTR	0.35%	6.19%	0.35%	108.59%
NGX-ASI	1.63%	0.39%	1.63%	37.48%
MERI-TELECO	-1.41%	-1.41%	6.12%	6.12%
MERI-AGRIC	0.20%	0.47%	15.04%	15.04%

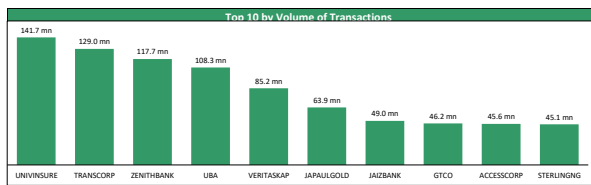
African & Regional Markets	Today	WTD	YTD	P/E
Ghana	0.00%	0.00%	1.35%	5.79x
Egypt	0.54%	2.78%	14.22%	13.66x
Nigeria	1.63%	0.39%	37.48%	14.89x
Kenya	-0.29%	0.40%	5.08%	
South Africa	-0.44%	-1.14%	-3.47%	16.03x
Frontier Market	-0.27%	-0.01%	1.35%	11.21x
Emerging Market	-0.49%	-0.94%	-4.68%	14.60x
Developed Market	0.73%	1.15%	0.54%	15.02x

Source: Bloomberg (as at 14:59)

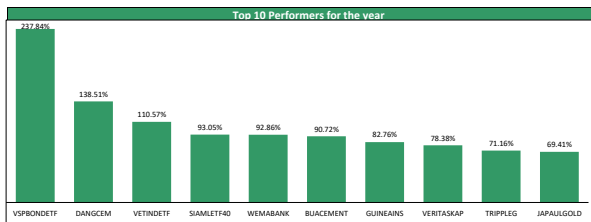
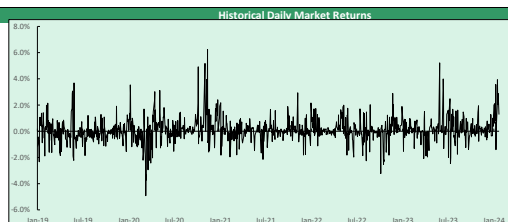
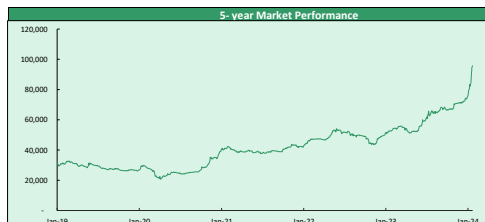
Top Gainers for the day					
No Stock	Price	%A	Year HI	Year Lo	YTD Returns
1 CAVERTON	1.87	10.00%	2.30	1.70	4.47%
2 CHAMS	2.64	10.00%	3.35	2.05	34.01%
3 GTCO	40.70	10.00%	48.20	37.00	0.49%
4 VERTASKAP	0.66	10.00%	0.77	0.36	76.38%
5 NASCON	67.75	9.98%	76.50	54.00	26.05%
6 ZENITHBANK	38.60	9.97%	47.35	35.10	-0.13%
7 DANGSUGAR	74.65	9.94%	82.65	57.50	30.96%
8 JAPAUUGOLD	2.88	9.92%	3.20	1.70	69.41%
9 ACCESSCORP	24.95	9.91%	30.00	22.70	7.78%
10 FBNH	23.85	9.91%	29.35	21.70	1.77%



Top Losers for the day					
No Stock	Price	%A	Year HI	Year Lo	YTD Returns
1 DEAPCAP	0.73	-9.88%	1.06	0.63	25.86%
2 CWG	6.85	-9.87%	9.35	5.85	-17.47%
3 RTBRISCOE	0.64	-9.86%	0.90	0.61	4.93%
4 UPL	3.33	-9.76%	4.02	2.40	38.75%
5 SUNIASSUR	1.66	-9.29%	2.25	1.20	50.91%
6 UNIVINSURE	0.36	-7.69%	0.52	0.26	38.46%
7 UPOC	1.67	-7.22%	2.17	1.25	30.47%
8 MAYBAKER	5.80	-6.60%	8.26	5.20	10.48%
9 PRESTIGE	0.60	-4.76%	0.64	0.46	17.65%
10 CONHALLPC	1.44	-4.00%	1.93	1.33	-2.04%



Derivatives Contract Trade Statistics for the day					
No Symbol	Underlying	Base Price	Opening Price	Applied Closing Price	%A
1 NGX30H4	NGX 30 Index	2,616.75	3,888.96	3,973.95	2.19%
2 NGX30M4	NGX 30 Index	2,750.75	3,995.17	4,080.69	2.14%
3 NGXPENSIONH4	NGX Pension Index	3,022.25	4,046.22	4,054.20	0.20%
4 NHXPENSIONM4	NGX Pension Index	3,225.50	4,156.72	4,163.10	0.15%



Contact Information

Meristem Brokerage Services	Meristem Capital	Meristem Finance	Meristem Wealth	Research	Registrars	Group Business Development	Client Services
topcoludimu@meristemng.com +234 905 569 0627 adaezeonyemachi@meristemng.com +234 808 369 0213 contact@meristemng.com	rasakisalawu@meristemng.com +234 806 022 9889 adade@meristemng.com +234 810 940 4836	olasokomubo@meristemfinance.com 2348033247996 matthewawotundun@meristemfinance.com 2348023906249	adewaleadefin@meristemng.com +234 803 301 3331 fornibolaadefin@meristemng.com +234 805 498 4522	praiselhansekien@meristemng.com +234 817 007 1512 research@meristemng.com	gabrielhasek@meristemng.com +234 803 526 1801	adefemita@meristemng.com +234 802 454 6575 ifeomaanyanwu@meristemng.com +234 802 394 2967	adefemita@meristemng.com +234 803 798 3762

IMPORTANT INFORMATION: DISCLAIMER

Meristem Securities Limited ("Meristem") equity reports and its attendant recommendations are prepared based on publicly available information and are meant for general information purposes only and it may not be reproduced or distributed to any other person. All reasonable care has been taken to ensure that the information contained herein is not misleading or untrue at the time of publication; Meristem can neither guarantee its accuracy nor completeness as they are an expression of our analysts' views and opinions.

Meristem and any of its associated or subsidiary companies or the employees thereof cannot be held responsible for any loss suffered by relying on the said information as this information is earlier stated, is based on publicly available information, analysts' estimates and opinions and is meant for general information purposes and should not be construed as an offer to buy or sell or a solicitation of an offer to buy or sell securities or any financial instruments. The value of an investment is subject to fluctuations, i.e. may fall and rise. Past performance is no guide to the future. The rate of exchange between currencies may cause the value of investment to increase or diminish. Hence investors may not get back the full value of their original investment. Meristem Securities is registered with the Securities and Exchange (SEC) and is also a member of The Nigerian Stock Exchange (The NSE). Meristem Securities' registered office is at 20A Gerrard Road, Ikoyi, Lagos, Nigeria. Website: www.meristemng.com; Email: research@meristemng.com.