

	Today	Previous	%Δ
NGXASI	103,736.08	104,181.32	-0.43%
No of Deals	8,908.00	N/A	
Volume Traded (mn)	487,46004	404,96449	20.37%
Market Turnover (NGN 'bn)	15.64	8.91	75.55%
Market Capitalization (NGN 'bn)	58,653.50	58,905.24	-0.43%

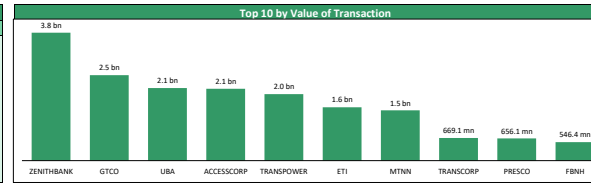
NGX Indices	Today	WTD	MTD	YTD
NGX30	-0.46%	-0.88%	-0.88%	37.86%
NGXBK	-2.67%	-5.04%	-5.04%	8.98%
NGXCNSMRGDS	0.46%	0.60%	0.60%	44.52%
NGXDILGAS	0.00%	0.00%	0.00%	24.09%
NGXINS	0.43%	-0.30%	-0.30%	25.82%
NGXINDUSTR	-0.09%	-0.20%	-0.20%	78.13%
NGX-ASI	-0.43%	-0.79%	-0.79%	38.73%
MERI-TELECO	-0.46%	-0.88%	-0.88%	37.86%
MERI-AGRIC	-1.42%	-2.73%	-2.73%	18.08%

African & Regional Markets	Today	WTD	YTD	%Δ
Ghana	0.00%	0.33%	10.67%	5.14%
Egypt	2.04%	3.44%	14.51%	10.84%
Nigeria	-0.43%	-0.79%	38.73%	16.73%
Kenya	-0.54%	0.40%	0.40%	5.84%
South Africa	1.49%	0.89%	-2.20%	13.41%
Frontier Market	-0.09%	0.26%	5.21%	11.61%
Emerging Market	-0.64%	0.00%	1.90%	15.10%
Developed Market	0.30%	-0.87%	4.15%	15.08%

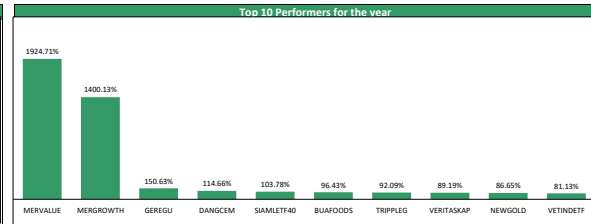
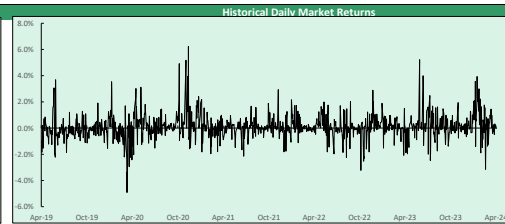
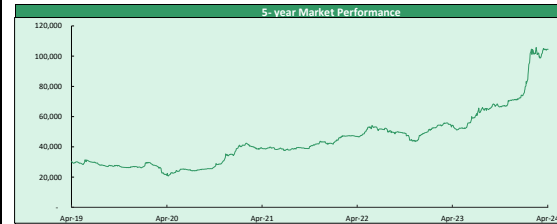
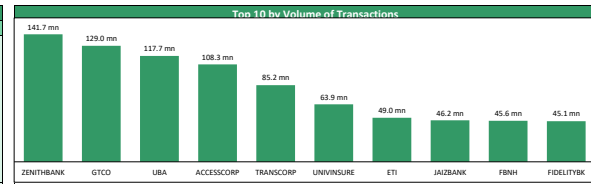
Source: Bloomberg (as at 14:50)

Derivatives Contract Trade Statistics for the day						
No	Symbol	Underlying	Base Price	Opening Price	Applied Closing Price	%Δ
1	NGX30M4	NGX 30 Index	2,750.75	3,939.83	3,920.54	-0.49%
2	NGX30U4	NGX 30 Index	3,954.50	4,014.80	3,995.63	-0.48%
3	NIXPENSIONM4	NGX Pension Index	3,225.50	3,957.84	3,900.53	-1.45%
4	NIXPENSIONU4	NGX Pension Index	3,789.75	4,033.15	3,975.23	-1.44%

Top Gainers for the day						
No	Stock	Price	%Δ	Year Hi	Year Lo	YTD Returns
1	MORISON	2.12	9.84%	3.38	1.41	-24.29%
2	SCOA	2.36	9.77%	2.36	1.63	19.19%
3	INTENEHINS	1.58	9.72%	1.68	1.20	13.67%
4	NEM	0.80	9.50%	0.90	0.50	55.58%
5	MAYBAKER	6.55	8.26%	8.26	5.08	24.76%
6	UNIVINSURE	0.40	8.11%	0.52	0.26	53.85%
7	DANGSUGAR	56.00	6.26%	82.65	46.00	-1.75%
8	ETI	26.00	6.12%	27.45	20.00	24.40%
9	GUINEAINS	0.37	5.71%	0.62	0.29	27.59%
10	UPDC	1.48	5.71%	2.17	1.25	15.63%



Top Losers for the day						
No	Stock	Price	%Δ	Year Hi	Year Lo	YTD Returns
1	CLEASING	3.50	-9.79%	5.15	3.38	-37.50%
2	MRENFERT	0.64	-8.53%	0.84	0.53	20.75%
3	TANTALZER	0.35	-7.89%	0.60	0.34	-35.53%
4	UNITYBANK	2.13	-7.39%	3.50	1.78	31.48%
5	JAIZBANK	2.18	-7.23%	3.70	1.90	12.37%
6	GTCD	49.00	-6.49%	53.05	36.00	20.99%
7	WAPIC	0.70	-5.41%	0.89	0.66	2.94%
8	SOVRENINS	0.46	-4.17%	0.72	0.42	9.52%
9	UCAP	23.00	-4.17%	27.65	19.95	0.00%
10	ACCESSCORP	23.00	-3.97%	30.00	17.45	-0.65%



## Contact Information

Meristem Brokerage Services	Meristem Capital	Meristem Finance	Meristem Wealth	Research	Registrars	Group Business Development	Client Services
<a href="mailto:topedudimu@meristemng.com">topedudimu@meristemng.com</a> +234 905 569 0627 <a href="mailto:adaezeonyemachi@meristemng.com">adaezeonyemachi@meristemng.com</a> +234 808 369 0213 <a href="mailto:contact@meristemng.com">contact@meristemng.com</a>	<a href="mailto:rasakisalawu@meristemng.com">rasakisalawu@meristemng.com</a> +234 806 022 9889 <a href="mailto:rasakisalawu@meristemng.com">rasakisalawu@meristemng.com</a> +234 810 940 4836	<a href="mailto:olasokomubo@meristemfinance.com">olasokomubo@meristemfinance.com</a> 2348033247996 <a href="mailto:matthewawotundun@meristemfinance.com">matthewawotundun@meristemfinance.com</a> 2348023906249	<a href="mailto:adefemita@meristemwealth.com">adefemita@meristemwealth.com</a> +234 803 301 3331 <a href="mailto:kunmiladeledele-daramola@meristemwealth.com">kunmiladeledele-daramola@meristemwealth.com</a> +234 805 498 4522	<a href="mailto:praisehansekhien@meristemng.com">praisehansekhien@meristemng.com</a> +234 817 007 1512 <a href="mailto:research@meristemng.com">research@meristemng.com</a>	<a href="mailto:ibukunoluwa@meristemng.com">ibukunoluwa@meristemng.com</a> +234 803 526 1801	<a href="mailto:adekunle@meristemng.com">adekunle@meristemng.com</a> +234 802 454 6575 <a href="mailto:ifeomaanyanwu@meristemng.com">ifeomaanyanwu@meristemng.com</a> +234 802 394 2967	<a href="mailto:adefemita@meristemng.com">adefemita@meristemng.com</a> +234 803 798 3762

## IMPORTANT INFORMATION: DISCLAIMER

Meristem Securities Limited ("Meristem") equity reports and its attendant recommendations are prepared based on publicly available information and are meant for general information purposes only and it may not be reproduced or distributed to any other person. All reasonable care has been taken to ensure that the information contained herein is not misleading or untrue at the time of publication; Meristem can neither guarantee its accuracy nor completeness as they are an expression of our analysts' views and opinions. Meristem and any of its associated or subsidiary companies or the employees thereof cannot be held responsible for any loss suffered by relying on the said information as this information as earlier stated, is based on publicly available information, analysts' estimates and opinions and is meant for general information purposes and should not be construed as an offer to buy or sell or a solicitation of an offer to buy or sell securities or any financial instruments. The value of any investment is subject to fluctuations, i.e. may fall and rise. Past performance is no guide to the future. The rate of exchange between currencies may cause the value of investment to increase or diminish. Hence investors may not get back the full value of their original investment. Meristem Securities is registered with the Securities and Exchange (SEC) and is also a member of The Nigerian Stock Exchange (The NSE). Meristem Securities' registered office is at 20A Gerrard Road, Ikoyi, Lagos, Nigeria. Website: [www.meristemng.com](http://www.meristemng.com); Email: [research@meristemng.com](mailto:research@meristemng.com).