

	Today	Previous	%Δ
NGXASI	99,842.82	99,842.19	0.00%
No of Deals	N/A	N/A	-
Volume Traded (mm)	1,299,959,326.00	1,383,452,833.00	-6.04%
Market Turnover (NGN)	25,326,337,545.60	16,484,289,617.08	53.64%
Market Capitalization (NGN/bn)	56,480.04	56,479.94	0.00%

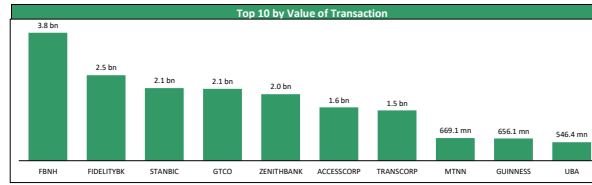
NGX Indices	Today	WTD	MTD	YTD
NGX30	0.01%	-0.05%	0.60%	32.55%
NGXBNK	0.72%	1.23%	4.26%	-7.35%
NGXCNSMRGDS	0.22%	0.13%	1.52%	41.62%
NGXOILGAS	0.00%	0.08%	5.17%	30.49%
NGXINS	0.29%	0.15%	4.45%	19.24%
NGXINDUSTR	0.02%	0.02%	0.29%	73.58%
NGX-ASI	0.00%	-0.08%	0.55%	33.53%
MERI-TELECO	-0.34%	-0.34%	-2.79%	6.63%
MERI-AGRIC	-4.04%	4.04%	35.49%	39.09%

African & Regional Markets	Today	WTD	YTD	P/E
Ghana	0.50%	0.74%	21.34%	5.12x
Egypt	1.09%	0.00%	6.12%	7.66x
Nigeria	0.00%	-0.08%	33.53%	14.56x
Kenya	0.90%	0.40%	0.40%	5.51x
South Africa	-0.76%	3.95%	4.17%	21.48x
Frontier Market	-0.20%	0.40%	0.92%	11.03x
Emerging Market	1.24%	1.71%	6.99%	15.76x
Developed Market	0.14%	0.68%	3.84%	15.95x

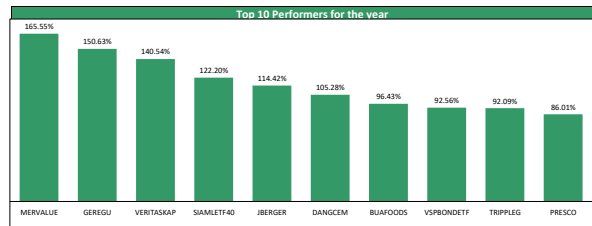
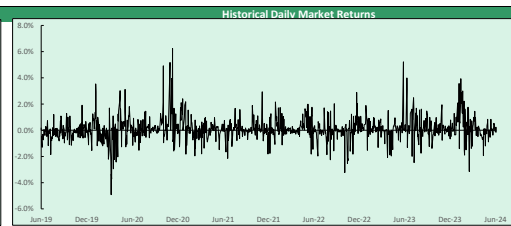
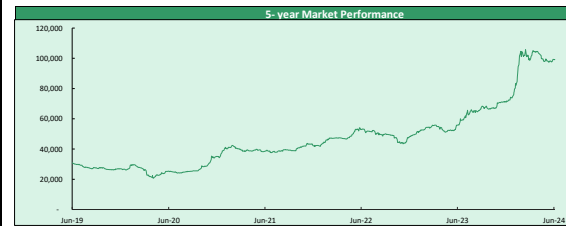
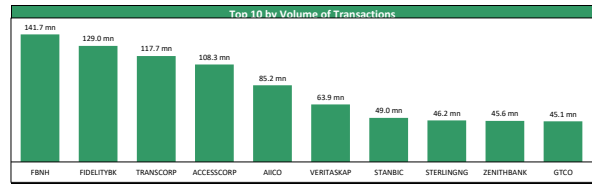
Source: Bloomberg (as at 14:55)

Derivatives Contract Trade Statistics for the day						
No	Symbol	Underlying	Base Price	Opening Price	Applied Closing Price	%Δ
1	NGX30M4	NGX 30 Index	2,750.75	3,698.67	3,703.18	0.12%
2	NGX30U4	NGX 30 Index	3,954.50	3,803.05	3,807.34	0.11%
3	NIKXPENSIONM4	NGX Pension Index	3,225.50	3,670.31	3,658.43	-0.49%
4	NIKXPENSIONU4	NGX Pension Index	3,789.75	3,773.89	3,792.19	0.48%

Top Gainers for the day						
No	Stock	Price	%Δ	Year Hi	Year Lo	YTD Returns
1	CHAMPION	3.56	9.88%	4.24	2.72	-14.22%
2	VERITASCAP	0.89	9.88%	0.89	0.36	140.54%
3	ROYALEX	0.67	9.84%	0.99	0.50	6.35%
4	RTNISGOE	0.67	9.84%	0.90	0.44	9.84%
5	CHAMS	1.13	9.79%	3.25	1.40	8.12%
6	THOMASWY	1.91	9.77%	2.70	1.59	-29.26%
7	JOHNHOLT	2.38	9.68%	3.00	1.98	2.59%
8	DAARCOMM	0.57	9.62%	1.29	0.52	-36.67%
9	SUNUASSUR	1.28	9.40%	2.25	1.00	16.36%
10	UNITYBNK	3.56	9.09%	3.50	1.11	-3.70%



Top Losers for the day						
No	Stock	Price	%Δ	Year Hi	Year Lo	YTD Returns
1	TRANSCOHOT	90.00	-10.90%	101.90	70.18	28.24%
2	REGALINS	0.43	-8.53%	0.62	0.31	13.16%
3	LASACO	1.02	-6.05%	2.96	1.90	6.32%
4	NEM	9.00	-5.76%	10.40	5.50	42.86%
5	FIDELITYBK	10.40	-4.15%	14.20	8.00	-4.15%
6	DEAPCAP	0.56	-3.45%	1.06	0.39	-3.45%
7	UCAP	20.60	-1.90%	27.65	16.60	-10.43%
8	MBENEFIT	0.56	-1.75%	0.94	0.52	5.66%
9	HONYFLOUR	3.40	-1.45%	6.08	3.00	2.41%
10	FLOURMILL	42.40	-1.40%	47.40	30.50	28.29%



Contact Information

Meristem Brokerage Services	Meristem Capital	Meristem Finance	Meristem Wealth	Research	Registrars	Group Business Development	Client Services
topooludimu@meristemng.com +234 905 569 0627 adaezeonyemachi@meristemng.com +234 808 369 0213 contact@meristemng.com	rasakisalaw@meristemng.com +234 806 022 9889 adekunle@meristemng.com +234 810 940 4836	olasokomubo@meristemfinance.com 2348033247996 matthewwotundun@meristemfinance.com 2348023906249	adekunle@meristemwealth.com +234 803 301 3331 kunmilolaokola-daramola@meristemng.com +234 805 498 4522	praisehanshen@meristemng.com +234 817 007 1512 research@meristemng.com	adekunle@meristemregistrars.com +234 803 526 1801	adekunle@meristemng.com +234 802 454 6575 ifeomaanyanwu@meristemng.com +234 802 394 2967	adeemitaiwo@meristemng.com +234 803 798 3762

IMPORTANT INFORMATION: DISCLAIMER

Meristem Securities Limited ("Meristem") equity reports and its attendant recommendations are prepared based on publicly available information and are meant for general information purposes only and it may not be reproduced or distributed to any other person. All reasonable care has been taken to ensure that the information contained herein is not misleading or untrue at the time of publication; Meristem can neither guarantee its accuracy nor completeness as they are an expression of our analysts' views and opinions.

Meristem and any of its associated or subsidiary companies or the employees thereof cannot be held responsible for any loss suffered by relying on the said information as this information is based on publicly available information, analysts' estimates and opinions and is meant for general information purposes and should not be construed as an offer to buy or sell or a solicitation of an offer to buy or sell securities or any financial instruments. The value of any investment is subject to fluctuations, i.e. may fall and rise. Past performance is no guide to the future. The rate of exchange between currencies may cause the value of investment to increase or diminish. Hence investors may not get back the full value of their original investment. Meristem Securities is registered with the Securities and Exchange (SEC) and is also a member of The Nigerian Stock Exchange (The NSE). Meristem Securities' registered office is at 20A Gerrard Road, Ikoyi, Lagos, Nigeria. Website: www.meristemng.com; Email: research@meristemng.com.