

	Today	Previous	%Δ
NGXASI	104,549.74	103,958.75	0.57%
No of Deals	16,256.00	15,961.00	4.47%
Volume Traded (mn)	417,604,978.00	542,224,955.00	-22.98%
Market Turnover (NGN)	13,477,653,748.56	13,636,041,276.00	-1.16%
Market Capitalization (NGN/bn)	63,757.29	63,396.88	0.57%

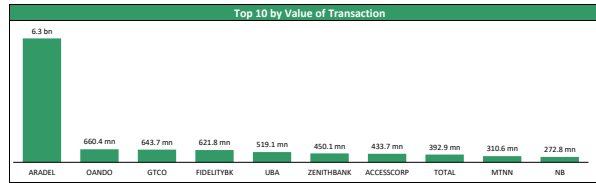
NGX Indices	Today	WTD	MTD	YTD
NGX30	0.22%	0.62%	1.52%	1.52%
NGXBK	0.75%	4.22%	11.56%	11.56%
NGXCNSMRGDS	0.81%	2.29%	2.74%	2.74%
NGXOILGAS	3.34%	3.51%	0.86%	0.86%
NGXINS	-1.65%	-2.61%	-0.86%	-0.86%
NGXINDUSTR	0.01%	-1.74%	-9.65%	-9.65%
NGX-ASI	0.57%	0.92%	1.58%	1.58%
MERI-TELCO	-0.02%	0.20%	-0.03%	-0.03%
MERI-AGRIC	0.20%	-0.72%	0.13%	0.13%

African & Regional Markets	Today	WTD	YTD	P/E
Ghana	0.33%	1.69%	5.60%	4.53x
Egypt	0.83%	-0.55%	0.51%	6.20x
Nigeria	0.57%	0.92%	1.58%	9.52x
Kenya	-1.22%	-1.37%	5.81%	6.09x
South Africa	1.03%	1.22%	1.45%	14.91x
Frontier Market	-0.22%	-0.88%	0.96%	#N/A N/A
Emerging Market	0.15%	-0.08%	1.27%	13.92x
Developed Market	-0.51%	-0.50%	3.86%	14.67x

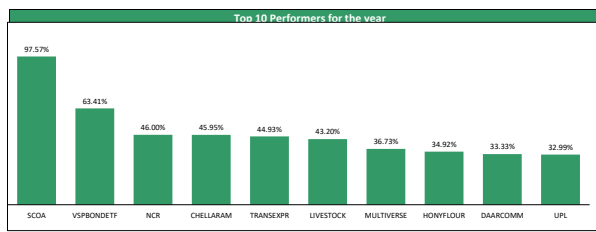
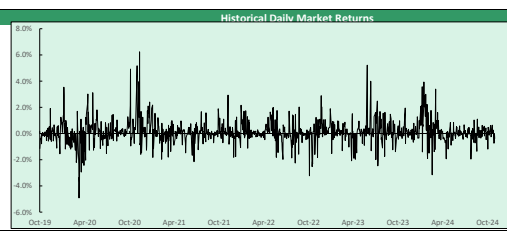
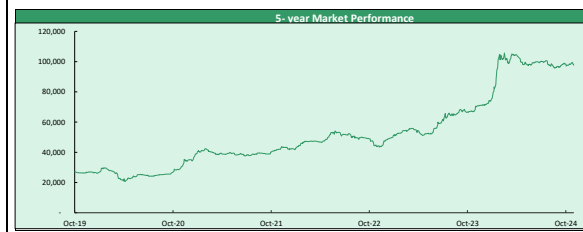
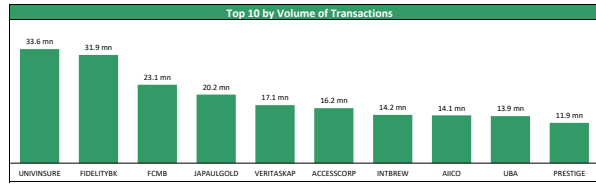
Source: Bloomberg (as at 14:23)

Derivatives Contract Trade Statistics for the day						
No	Symbol	Underlying	Base Price	Opening Price	Applied Closing Price	%Δ
1	NGX30HS	NGX 30 Index	3,896.50	3,910.58	3,918.21	0.20%
2	NGX30MS	NGX 30 Index	3,966.25	4,032.53	4,039.74	0.18%
3	NGXPENSIONHS	NGX Pension Index	4,169.50	4,827.38	4,864.21	0.76%
4	NGXPENSIONMS	NGX Pension Index	4,641.75	4,977.92	5,015.08	0.75%

Top Gainers for the day						
No	Stock	Price	%Δ	Year Hi	Year Lo	YTD Returns
1	ARADEL	594.00	10.00%	598.00	540.00	-0.67%
2	CHELLARAM	5.40	9.98%	5.40	3.70	45.95%
3	STANBIC	71.45	9.92%	71.45	58.00	24.05%
4	UPL	5.12	9.64%	5.12	3.85	32.99%
5	RTBISCOE	2.99	8.32%	3.00	3.32	19.60%
6	VITAF0AM	26.45	7.96%	26.45	22.50	15.00%
7	SUNUASSUR	5.82	7.78%	11.65	5.00	-45.86%
8	REGALINS	0.80	6.67%	0.96	0.68	6.67%
9	NB	34.00	6.25%	34.00	31.00	6.25%
10	SOVRENINS	1.00	4.17%	1.50	0.96	-10.71%



Top Losers for the day						
No	Stock	Price	%Δ	Year Hi	Year Lo	YTD Returns
1	CAVERTON	2.07	-10.00%	2.80	2.00	-10.78%
2	THOMASWAY	1.84	-9.80%	2.08	1.80	-2.65%
3	VERTASKAP	1.29	-9.79%	1.70	1.29	-5.15%
4	CONHALLPC	2.73	-9.00%	4.00	2.73	-20.87%
5	TANTALIZER	2.05	-8.89%	2.71	2.05	0.00%
6	ROYALEX	0.91	-8.08%	1.22	0.81	-9.00%
7	LINKASSURE	1.45	-6.45%	1.64	1.29	22.88%
8	CORNERST	3.28	-5.48%	4.61	3.28	-8.89%
9	OMATEK	0.78	-4.88%	0.91	0.78	6.85%
10	LASACO	2.90	-3.65%	4.09	2.90	-6.15%



Contact Information

Meristem Brokerage Service	Meristem Capital	Meristem Finance	Meristem Wealth	Research	Registrars	Group Business Development	Client Services
topedulimu@meristemng.com +234 905 569 0627	rasakialawu@meristemng.com +234 806 022 9889	olasokomubo@meristemfinance.com 2348033247996	ufunwale@meristemng.com +234 803 301 3331	praisehanshkiem@meristemng.com +234 817 007 1512	shelwale@meristemng.com +234 803 526 1801	ifeomaanyawu@meristemng.com +234 802 394 2967	adefenitawo@meristemng.com +234 803 798 3762
adaezonyemachi@meristemng.com +234 808 369 0213	topedulimu@meristemng.com +234 810 940 4836	matthewawotundun@meristemfinance.com 2348023906249	turnmideadeleke-daramola@meristemng.com +234 805 498 4522	research@meristemng.com			

IMPORTANT INFORMATION: DISCLAIMER

Meristem Securities Limited ("Meristem") equity reports and its attendant recommendations are prepared based on publicly available information and are meant for general information purposes only and it may not be reproduced or distributed to any other person. All reasonable care has been taken to ensure that the information contained herein is not misleading or untrue at the time of publication; Meristem can neither guarantee its accuracy nor completeness as they are an expression of our analysts' views and opinions.

Meristem and any of its associated or subsidiary companies or the employees thereof cannot be held responsible for any loss suffered by relying on the said information as this information is based on publicly available information, analysts' estimates and opinions and is meant for general information purposes and should not be construed as an offer to buy or sell or a solicitation of an offer to buy or sell securities or any financial instruments. The value of any investment is subject to fluctuations, i.e. may fall and rise. Past performance is no guide to the future. The rate of exchange between currencies may cause the value of investment to increase or diminish. Hence investors may not get back the full value of their original investment. Meristem Securities is registered with the Securities and Exchange (SEC) and is also a member of The Nigerian Stock Exchange (The NSE). Meristem Securities' registered office is at 20A Gerrard Road, Ikoyi, Lagos, Nigeria. Website: www.meristemng.com; Email: research@meristemng.com.